

## Perspective

# Prospects and Challenges for Solar Fertilizers

Benjamin M. Comer,<sup>1</sup> Porfirio Fuentes,<sup>4</sup> Christian O. Dimkpa,<sup>4</sup> Yu-Hsuan Liu,<sup>3</sup> Carlos A. Fernandez,<sup>2</sup> Pratham Arora,<sup>1</sup> Matthew Realf, <sup>1</sup> Upendra Singh,<sup>4</sup> Marta C. Hatzell,<sup>2</sup> and Andrew J. Medford<sup>1,\*</sup>

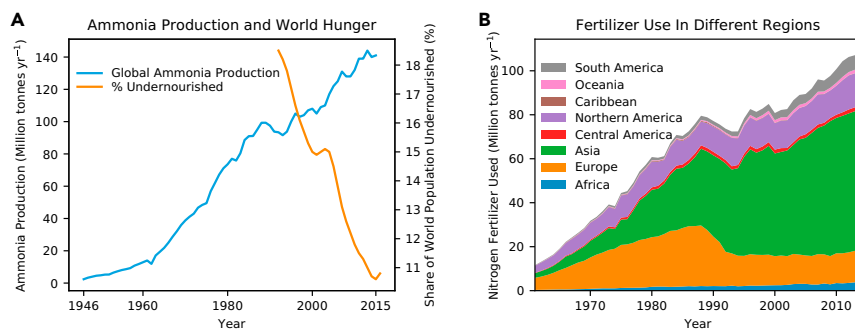
Using solar energy to convert triple bonded molecular dinitrogen from the air into fixed nitrogen products that act as nutrients for plants presents an opportunity to develop “solar fertilizers.” The approach has much in common with solar fuels and chemicals but also has some unique advantages and challenges. The possibility of producing nitrogen fertilizers at a country’s regional level may be able to effectively compete with existing technology by reducing the per unit cost of N nutrient production, removing or reducing transportation costs within or across international borders, and integrating with existing infrastructure. Furthermore, solar fertilizer technologies can reduce the energy and carbon footprint currently associated with the Haber-Bosch process for ammonia synthesis. Deploying solar fertilizer technology in developing countries can also improve access to fertilizers for farmers in remote regions and help achieve the United Nations Sustainable Development Goal 2 of ending hunger and ensuring access to safe, nutritious, and sufficient food for all people, in particular the poor. However, there are also substantial challenges that must be overcome in identifying active catalytic materials and effectively integrating solar fertilizer processes with agricultural infrastructure. This paper outlines the agronomic considerations that drive the development of decentralized solar fertilizer production and explores their implications on fertilizer prices with an emphasis on the developing world. The work also provides an overview of the technical strategies that may enable photo(electro)chemical fertilizer production processes, including the use of fertigation or production of enhanced biochar, and identifies some target metrics and testing considerations to promote efficient development of new fertilizer materials and processes.

## Introduction

The standard method of producing ammonia at industrial scale is via thermochemical synthesis with the well-known Haber-Bosch process.<sup>1</sup> This process transformed the global fertilizer industry during the early 1900s and is a critical enabler of the continued expansion of human population<sup>2</sup>; N-fertilizers are estimated to feed half of the global population.<sup>3</sup> The Haber-Bosch process is an impressive feat of modern chemical engineering, producing 140 million tonnes of ammonia per year (Figure 1) at a thermochemical efficiency of up to 70%.<sup>1,7</sup> However, the process also has downsides. The scale of the process leads to a massive energy consumption of 2.5 exajoule per year, and the hydrogen feedstock is typically obtained via the methane reforming reaction,<sup>8</sup> resulting in a carbon footprint of 340 million tonnes of CO<sub>2</sub> equivalent per year. This is the highest carbon impact of any commodity chemical.<sup>7</sup> Furthermore, the high temperatures (~700 K) and pressures (~100 bar) lead to substantial capital and operational costs. The economies of scale for these costs favor large plants and highly centralized production, with

## Context & Scale

Fertilizers are critical to increasing the yield of food crops and are central to modern agriculture. Currently, ammonia for fertilizers is one of the highest volume commodity chemicals and is produced through the Haber-Bosch process. However, this process is energy and carbon intensive and is highly centralized, which leads to inequitable distribution of fertilizers across the globe. Developed countries have an abundance of fertilizer and often over-apply it, leading to nitrogen pollution in water and air. Contrarily, developing countries lack access to fertilizer, resulting in malnutrition and hunger. Solar fertilizers provide a route to combine solar energy with nitrogen, oxygen, and water that are available in the air to produce nitrogen-based nutrients for plants. This work examines the agronomic and technical considerations of solar fertilizers and suggests that they present an opportunity to promote more equitable, efficient, and sustainable production and utilization of fertilizers.



**Figure 1. Global Ammonia Consumption**

(A) The worldwide ammonia production each year since 1946<sup>4</sup> and percent of individuals who are undernourished globally.<sup>5</sup>

(B) The use of nitrogen fertilizer over time denominated by region.<sup>6</sup>

<100 plants worldwide with an average capacity of 2,200 tonnes day<sup>-1</sup>.<sup>9,10</sup> This is in contrast to the dispersed use of ammonia-based fertilizers globally (Figure 2), which results in high transportation costs and additional carbon emissions.<sup>14</sup> This is particularly relevant and impactful in remote locations such as in sub-Saharan Africa, where soils are often nutrient limited due to low or no access to fertilizer by smallholder or poor resource farmers,<sup>15–17</sup> leading to Africa having significantly lower usage of fertilizer compared to other regions (see Figure 1B). While global hunger has historically decreased with ammonia production, this trend has recently reversed (Figure 1A), suggesting that current practices prevent produced ammonia from reaching the agricultural areas where it is most necessary. The opposite problem of over fertilization also has a negative environmental impact in more developed regions due to the periodic application of higher rates of concentrated fertilizers that cause nitrate pollution through leaching into waterways. This causes vast ocean “dead zones”<sup>18,19</sup> as well as high emissions of gaseous nitrous oxide that contribute to climate change. Finally, the intense conditions and reactive nature of concentrated ammonia-based fertilizer lead to safety and national security concerns, as evidenced by explosions at fertilizer plants, and the common use of fertilizers in makeshift explosives.<sup>20</sup>

One possible strategy to overcome the disadvantages of traditional fertilizer is by decentralizing production with solar energy. Solar fertilizers offer an alternative for local fertilizer production by harnessing solar energy, nitrogen, and water and/or oxygen from the air to produce low-concentration ammonia- or nitrate-based fertilizers at or near farms where they will be used.<sup>21</sup> This is advantageous since the intermittent solar energy can be directly captured in a storable chemical product that can be utilized near the point of production, avoiding long-distance transportation or storage of electrical energy in batteries.<sup>22</sup> This decentralized production will reduce the barrier to adoption of solar fertilizers as compared to solar fuels, since there is no need for retro-fitting the distribution and utilization infrastructure. Solar fertilizers are a special case of “solar chemicals” where the close coupling to agriculture provides unique opportunities, and the product does not compete directly with current ammonia production but rather reduces the downstream usage of ammonia and N-fertilizers. The economic advantages arise from inexpensive feedstocks (air, water, sunlight) and the elimination of long-haul transportation. There is also a societal benefit since solar fertilizers may improve access to fertilizers in remote regions of developing

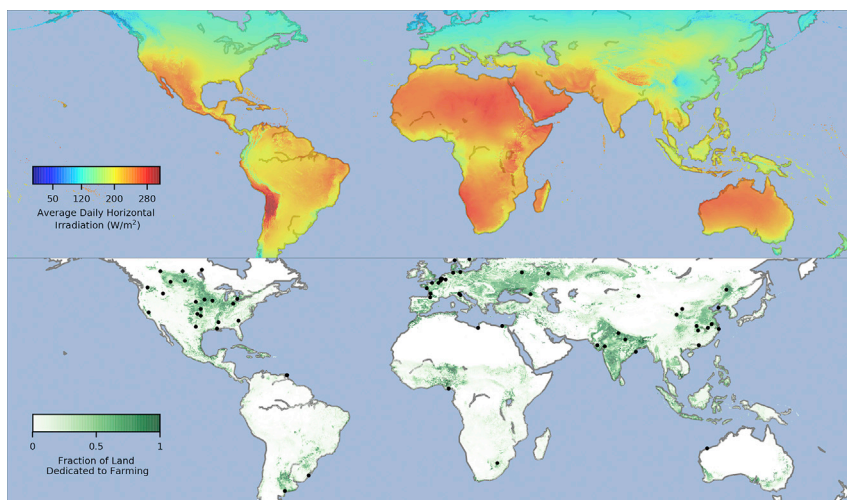
<sup>1</sup>School of Chemical & Biomolecular Engineering, Georgia Institute of Technology, Atlanta, GA 30318, USA

<sup>2</sup>School of Mechanical Engineering, Georgia Institute of Technology, Atlanta, GA 30318, USA

<sup>3</sup>School of Civil and Environmental Engineering, Georgia Institute of Technology, Atlanta, GA 30318, USA

<sup>4</sup>International Fertilizer Development Center, Muscle Shoals, AL 35661, USA

\*Correspondence: [ajm@gatech.edu](mailto:ajm@gatech.edu)  
<https://doi.org/10.1016/j.joule.2019.05.001>



**Figure 2. Comparison between Global Distribution of Solar Flux with Haber-Bosch Plants**

(Top) Average daily horizontal solar radiation intensity over the surface of the earth ( $W m^{-2}$ ). This represents the average flux over a 24 h period. (Bottom) Fraction of land dedicated to crop production (%); dots represent the locations of Haber-Bosch plants. Solar resource data obtained from the Global Solar Atlas, owned by the World Bank Group and provided by Solargis. Cropland data from Ramankutty et al.<sup>11,12</sup> Haber-Bosch plant data from McArthur and McCord<sup>7</sup> and Africa Fertilizer.<sup>13</sup>

countries. Additionally, the characteristics of fertilizers with low nutrient concentrations may enable novel strategies of nutrient management that can reduce groundwater and atmospheric pollution due to nutrient losses. These advantages reveal significant potential for reducing downstream fertilizer usage, which is linked to energy usage. A recent estimate revealed that even a 10% reduction in the use of ammonia or urea fertilizers can save around 250 petajoules of energy per year.<sup>23</sup> Furthermore, low-concentration fertilizers produced at ambient conditions are inherently safer from the perspective of both process and product handling. Although fertilizer products require a range of macronutrients including N, P, and K, here we focus on N production since nitrogen is often the most limiting nutrient in agricultural production.<sup>15,24</sup>

Solar fertilizers hold substantial promise as an alternative to traditional fertilizer and for sustainable agriculture, but there are also considerable challenges. One critical challenge is in the development of a viable strategy for efficiently using solar energy to break the strong dinitrogen triple bond at ambient conditions. Nitrogen fixation at ambient conditions is a key objective of chemistry and has been the subject of substantial research in homogeneous catalysis, enzyme catalysis, and bioengineering. Yet, no viable strategies have emerged due to issues with low conversion and/or stability under realistic conditions.<sup>25–28</sup> More recently, there has been a surge of interest in photo- and electro-catalytic nitrogen fixation by heterogeneous catalysts.<sup>21,28–35</sup> The term photo(electro)chemical is used here to denote various strategies of direct photocatalytic conversion, indirect electrochemical conversion, or a combined photo(electro)chemical approach. These possibilities are particularly interesting from the perspective of solar fertilizers since photo(electro)chemical systems interface well with solar energy and have the potential to scale relatively easily.<sup>21</sup> Photo(electro)chemical systems have also been the subject of considerable research and progress in the solar fuels community, demonstrating the potential for relatively high energy efficiencies exceeding 10%.<sup>36–41</sup> However, further work is

needed to improve the yield and efficiency of photo- and electrochemical nitrogen fixation, and aspects of process design and agronomics have not yet been considered.

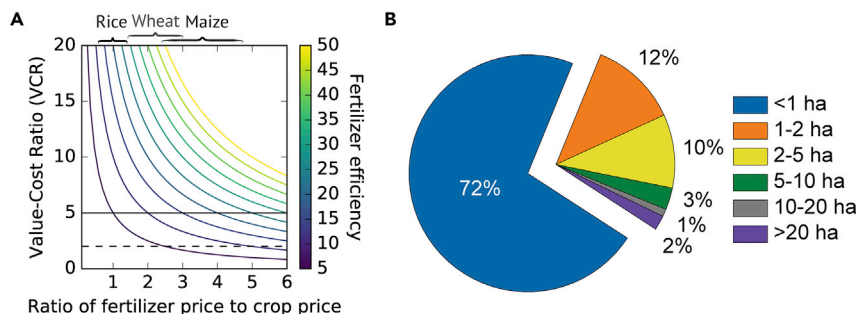
Solar fertilizers will differ significantly from traditional fertilizers, opening a range of additional agronomic challenges and opportunities. One key difference is that solar fertilizers are expected to have considerably lower fixed nitrogen concentration. This is related to the fact that most photo(electro)chemical nitrogen fixation processes will have efficiencies far below the 70% thermochemical efficiency of the Haber-Bosch process.<sup>1,42</sup> Separating and concentrating the ammonia will require additional steps that add complexity to the process and require additional energy. On the other hand, direct utilization of dilute or low-concentration fertilizer will reduce the amount of energy needed for separation and/or concentration and may enable more controlled nutrient management in agricultural production.<sup>43,44</sup> However, this represents a paradigm shift in agricultural practice, and more effort is needed to understand how dilute solar fertilizers can be sustainably and practically integrated into current agricultural systems. These considerations will also inform the development of the photo(electro)catalytic processes for solar fertilizer production and should be considered in parallel.

In this paper, we identify key considerations and performance targets for the photo(electro)chemical production of dilute solar fertilizer from the perspectives of agronomics and chemical engineering. Some specific advantages and disadvantages of dilute and decentralized fertilizer production are outlined, and the potential agronomic use cases and impacts are examined. The technical requirements for a photo(electro)chemical reaction/separation process for fertilizer production are considered, and a range of possibilities are introduced. These possible designs are used along with back-of-the-envelope calculations to quantify initial performance targets and limiting cases for catalyst reactivity and suggest specific materials properties and tests that will inform process design. We hope that these considerations will serve as a foundation and guide for future research in the development of photo(electro)chemical processes for solar fertilizer production.

### Agronomics of Solar Fertilizers

Current fertilizer production relies on the highly centralized Haber-Bosch process, with fewer than 100 production plants globally<sup>9</sup> to cater to 1.55 billion hectares of arable land and permanent crops (about 12% of total land area)<sup>45</sup> and an estimated 500 million farms.<sup>46,47</sup> The centralized production is driven primarily by the harsh reaction conditions of the process. The high temperature and, particularly, the pressure of the process lead to a favorable economy of scale, with a typical capacity-scaling exponent of 0.7.<sup>48,49</sup> This incentivizes high-volume production with high capital investment, with a recent 2,200 tonne day<sup>-1</sup> fertilizer plant having an estimated capital cost of \$1.5 billion.<sup>50</sup> This leads to long payback periods and encourages development of production facilities in regions with stable access to feedstock such as natural gas, reliable infrastructure, stable governance, and sophisticated financial systems<sup>9</sup> as indicated by the presence of ammonia production primarily in developed regions (Figure 2). The resulting fertilizer products with high nutrient concentration must be transported to globally dispersed agricultural production centers.

Fertilizer use in developing countries has been encouraged due to a significant depletion in soil nutrients. However, for the use of fertilizers to be economically



**Figure 3. Fertilizer Value and Farm Size Distribution**

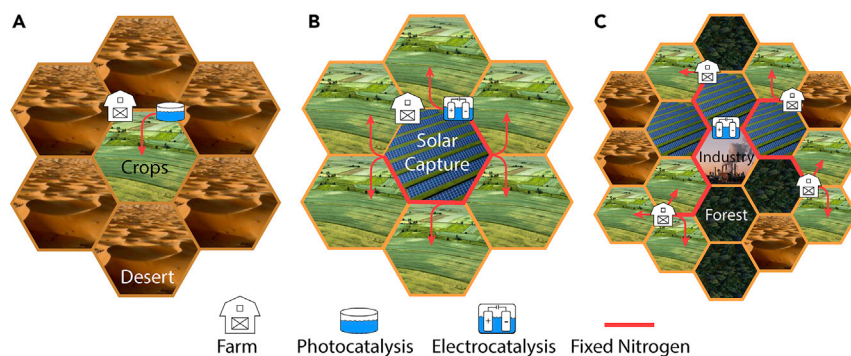
(A) Value-cost ratio (VCR) in response to the ratio of unit fertilizer price to unit crop price and fertilizer efficiency (measured as additional unit of crop per unit of fertilizer applied).<sup>51</sup> Typical fertilizer-to-crop price ratios are denoted for rice, wheat, and maize, and minimum and typical VCR required for investment are shown by dashed and solid horizontal lines, respectively. (B) Proportions of farms with various sizes.<sup>47</sup>

viable and sustainable, they must produce a significant increase in yield. This is typically quantified by the “value-cost ratio” (VCR), which in this case is the ratio of crop output value to fertilizer input cost. As a rule of thumb, farmers will invest in and use fertilizer if the VCR is greater than  $\sim 2$ , indicating that for every dollar invested in fertilizer, output revenues will repay the invested dollar plus an additional dollar, for a 100% return on investment. As shown in Figure 3, for selected crops the VCR is generally increased as the price of fertilizer decreases;<sup>51</sup> however, the prospect of much lower fertilizer prices or higher fertilizer efficiency would clearly incentivize fertilizer use by increasing the VCR, assuming constant or no downward changes in agricultural output prices. It is important that these economic incentives hold for small (<1 ha) farms, since >70% of farms globally are small (Figure 3B), and the proportion is higher in developing countries.<sup>47</sup> This section briefly explores the implications of the centralized Haber-Bosch process on the economics of fertilizer production and explores the potential impact and challenges of decentralized production of dilute fertilizers in both developed and developing regions.

#### Decentralization of Fertilizer Production

There is a continuum of options for moving from the current highly centralized fertilizer production toward smaller-scale distributed production. In this section, we briefly explore the general economic factors that favor decentralized production and subsequently consider three possible specific scenarios along the continuum of decentralized fertilizer production. The three scenarios (see Figure 4) presented here are (1) inexpensive, robust solar fertilizer production at the scale of small farms in remote and undeveloped regions, (2) solar fertilizer production integrated with existing infrastructure on larger farms in developed regions, and (3) high-tech solar fertilizer production coupled with production and distribution infrastructure of existing or emerging agricultural products. These scenarios present exciting opportunities to develop scalable decentralized solar fertilizer technologies with the potential for substantial positive impact on society, energy, and the environment.

From a simplistic and practical perspective, the major components of fertilizer retail cost can be broken down into production, transportation, and storage costs. The production cost of fertilizer is controlled primarily by the cost of its feedstock, the natural gas used as a source of hydrogen for the Haber-Bosch process, and



**Figure 4. The Three Proposed Scenarios for Solar Fertilizer**

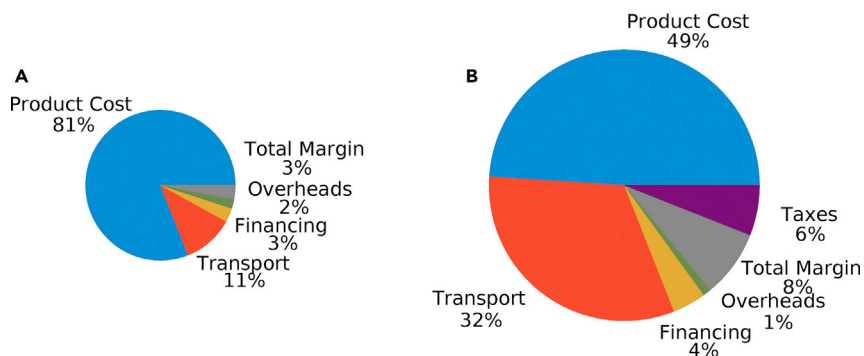
(A) Inexpensive farm-scale production using photocatalysis.

(B) Solar fertilizer production integrated with larger farms using electrocatalysis.

(C) High-tech solar fertilization production coupled with distribution infrastructure using electrocatalysis.

hence varies with geographic, economic, and geopolitical factors.<sup>52,53</sup> This leads to variable and uncertain cost of fertilizers and presents challenges in agricultural planning.<sup>53</sup> Furthermore, the cost of transportation depends strongly on the location and transport mode available (barge, rail, trucks, pipeline). Barge, pipeline, and rail transport are normally used for long-distance anhydrous ammonia transportation, while trucks are preferred for shorter distances. Distance, location of plant site relative to the agricultural area, availability of transportation equipment, and relative cost of available carriers are the major governing factors for selection of a typical anhydrous ammonia transportation system. International shipping of ammonia between the United States and Western Europe costs on the order of \$35 per tonne.<sup>54</sup> Typical costs reported in the United States for long distance (greater than 1,600 km) by pipeline, barge, and rail transport are \$0.0153, \$0.0161, and \$0.0215 per tonne per kilometer, respectively.<sup>54</sup> Short truck transportation costs are expected to be much higher. For distances on the order of 100 km, typical reported costs are \$0.0365 per ton per kilometer.<sup>54</sup> Additionally, storage costs must be considered due to the seasonal consumption of ammonia caused by agriculture's cyclic nature. It has been reported that roughly 75% of the fertilizer production is sold in the spring during the planting season.<sup>54</sup> To reduce storage costs resulting from this cyclic consumption pattern, large refrigerated anhydrous ammonia storage vessels are used, which add another \$11–\$80 per tonne to ammonia cost.<sup>54,55</sup> Thus, the freight costs can account for more than half of the retail cost of ammonia in some countries. The hazardous nature of ammonia also leads to challenges with transportation and storage, particularly in regions with poor infrastructure.<sup>53</sup>

The production, transportation, and storage costs are the main components of fertilizer price, but the overall cost is not directly derived from these categories. For example, as shown in Figure 5 the price of fertilizer in Thailand (\$ 287 t<sup>-1</sup>) is roughly half the price of fertilizer in Mali (\$ 509 t<sup>-1</sup>), but this difference cannot be attributed directly to any single category.<sup>56</sup> This discrepancy is largely due to the economies of scale and to other factors that affect the efficiency of fertilizer procurement and distribution. Developing nations in Africa are often purchasing smaller quantities of fertilizer from the international market, limiting their ability to bargain for lower wholesale prices and leading to prices that are generally much higher (Figure 6).<sup>56</sup> Larger agricultural markets, such as in Asia, can more effectively negotiate and distribute fixed costs of transportation across more units of

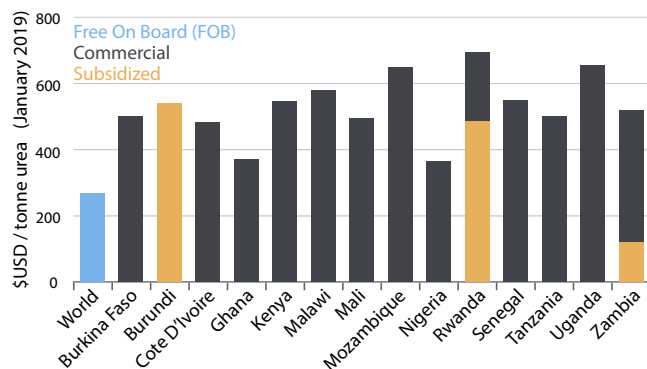


**Figure 5. Price Breakdown for Fertilizer in Thailand and Mali**

The 2013 price breakdown for fertilizer in (A) Thailand and (B) Mali. Relative areas reflect the ratio of costs in the two countries (\$282 in Thailand and \$509 in Mali).<sup>56</sup>

fertilizer, reflected in lower prices of fertilizer at retail. This scale-up is not possible in less-developed markets for a variety of reasons, including port capacity and poor transportation infrastructure.<sup>57</sup> Political instability often compounds this problem by causing existing infrastructure to deteriorate due to lack of investment.<sup>58–60</sup> Road systems in these regions are often not well maintained or regulated, leading to worse connectivity and excessive wear and tear on transportation equipment. Less-developed markets are also subject to more uncertain demand owing to lack of access to finance by smallholder farmers and unpredictable implementation of government subsidies.<sup>57–61</sup> These subsidies can be critical for making fertilizer more affordable to smallholder and resource-poor farmers (Figure 6), and removing or reducing subsidies can considerably reduce the amount of fertilizer procured and supplied by private importers. For example, removal of fertilizer subsidies in Ghana in 2014 reduced imports by about 50%, and most of the product that was imported was provided to commercial operations rather than smallholder farms.<sup>62</sup> Overall, these factors lead to a perverse situation in which fertilizers are most expensive in the poorest places where the need is greatest. This is a key factor in the distressing fact that despite the tremendous technological developments of the recent decades and ever-increasing ammonia production, world hunger has stopped declining and is currently increasing (Figure 1) with over 800 million people suffering from undernourishment as of 2016.<sup>63</sup> Notably, many of these economic and geopolitical factors could be alleviated by decentralized production of dilute fertilizers with low capital input from solar and/or renewable resources. Reducing or eliminating the dependence on natural gas would reduce volatility in fertilizer production costs and prices,<sup>53</sup> while producing fertilizer at or near the point of use would reduce transportation costs and perhaps eliminate the cost dependence on economies of scale.<sup>55</sup> Furthermore, local production would improve certainty in fertilizer availability, reduce the influence on price of external factors such as feedstock price volatility and tariffs, and eliminate the needs for subsidies and their burden on governments budgets. Considering that agricultural production is directly linked to general economic prosperity, local fertilizer manufacturing industries in developing countries could spur substantial economic growth.<sup>9</sup>

The most extreme small-scale alternative would be fully decentralized farm-scale fertilizer production (Figure 4A), which would have the largest socio-economic and agricultural impact if deployed in low-income countries where access to fertilizer is limited. There is a large range of farm sizes, but most farms in low-income countries are <1 ha (Figure 3B).<sup>47</sup> With over 70% of farms being classified as small holdings, a market push toward decentralization could aid a significant portion of the



**Figure 6. Current Prices of Urea Fertilizer in African Nations**

Overview of current (2019) commercial and subsidized costs of fertilizers in various African countries compared to the international free on board (FOB) cost.<sup>13</sup>

agricultural market. Fertilizer production at the scale of small farms would correspond to roughly 1 fertilizer production facility per ha, an increase of  $\sim 7$  orders of magnitude in the total number of fertilizer production facilities. Naturally, this would correspond to a proportional decrease in the scale of production per facility. The required nutrient load varies considerably from  $\sim 20$ – $200$  kg N per hectare depending on crop and region, but we adopt 100 kg N per hectare per year as a convenient representative nutrient load,<sup>29</sup> which can be used to obtain rough estimates of cost and efficiency. For example, the annual budget for on-site fertilizer production can be estimated based on the cost of fertilizer per country. The estimated average cost of supplying urea at the retail point in Ghana under open market conditions during 2018 was \$394 per tonne, or \$857 per tonne of nutrient N (urea is nutrient 46% N by weight).<sup>64</sup> This corresponds to an expected annual N nutrient fertilizer budget on the order of \$86 per hectare per year. This modest number suggests that decentralized fertilizer production at the scale of small farms must have very low capital and operating costs, even in countries where the cost of fertilizer is very high. Furthermore, the process must be sufficiently robust that specialized personnel are not needed for operation or maintenance of production, and additional constraints such as water usage and fertilization infrastructure (e.g., irrigation) must be considered. Strategies of “frugal innovation”<sup>65</sup> can help address these challenges, and the successful development and deployment of solar energy technology to disinfect water through photochemistry and photocatalysis provides a promising precedent for this approach.<sup>66,67</sup> This suggests that the development of inexpensive and robust processes for producing solar fertilizer at the scale of small farms in the developing world may be a viable strategy.

An alternative approach to farm-scale production is to target larger farms ( $\geq 100$  ha), particularly those that are already using irrigation systems that can be directly utilized for delivery of dilute aqueous fertilizer (Figure 4B). While these very large farms account for less than 2% of farm holdings (Figure 3B), they account for over 45% of the agricultural land area and are more common in developed countries.<sup>47</sup> This scenario presents an economic challenge for decentralized N fertilizer production since they will compete directly with traditional fertilizer. For example, the cost of urea in the United States is approximately \$550 per tonne N as of 2018,<sup>68</sup> though there is significant fluctuation. This is compounded by the larger capacity of the farms and the typically heavier fertilization in developed countries. Assuming a nutrient load of  $\sim 100$  kg of nutrient per hectare per year for a large 100 ha farm leads to an approximate annual fertilizer budget of  $\sim$ \$5,500 per farm (\$55 per ha). This number

is relatively modest, but there are additional incentives for larger farms to invest in decentralized fertilization. These larger farms require larger capital investment, and the reduced volatility in price for fertilizers produced on site would improve the predictability of returns. The integration of on-site solar fertilizers with existing irrigation infrastructure may reduce the costs associated with delivering fertilizer to crops, or enable more efficient fertilizer utilization, as discussed further in [Considerations for Dilute Fertilizers](#). There are also challenges for scaling solar fertilizers to larger farms. Solar fertilizer production will require a higher level of technological sophistication, particularly if electrochemical technologies are employed. These approaches will require installation, maintenance, and potentially operation by experts. It is unlikely that a full-time employee could be dedicated to fertilizer production, even at very large farms of  $\sim 1,000$  ha. Nonetheless, periodic access to experts for installation and maintenance is not an issue in developed regions. Numerous industries such as solar capture and heating ventilation and air conditioning (HVAC) operate on similar business models. This suggests that solar fertilizers are potentially viable for farm-scale production in developed areas as long as they can be operated with only periodic maintenance.

A third scenario is the production of solar fertilizer at a regional, semi-centralized multi-farm scale ([Figure 4C](#)). The challenge with more centralized production scenarios is competition with the efficient and inexpensive Haber-Bosch process, since both rely on transportation and distribution infrastructure. Nonetheless, semi-centralized production will require shorter transport distances and can avoid costs and uncertainties associated with international or *trans-marine* distribution. Moreover, the lack of reliance on natural gas as a feedstock can reduce price volatility, although this can also be mitigated by performing Haber-Bosch with hydrogen generated from electrolysis.<sup>69,70</sup> Coupling solar fertilizer production with the production of other agricultural products such as phosphorus, potassium, agricultural lime, or biochar can alleviate transportation issues by taking advantage of existing infrastructure. For example, a distributed network of fast pyrolysis facilities for simultaneous production of fuel and agricultural biochar has been suggested as a route to carbon-negative energy production.<sup>71–73</sup> Coupling these fast pyrolysis plants with photo(electro)chemical nitrogen fixation presents a route to produce nutrient-enriched biochar, as discussed further in [Considerations for Dilute Fertilizers](#). According to a technoeconomic analysis of fast pyrolysis, these facilities would process on the order of 2,000 tonnes of biomass per day, with a yield of  $\sim 20\%$  biochar.<sup>74</sup> This corresponds to around 150,000 tonnes of biochar  $\text{year}^{-1}$ . The amount of biochar applied to farms varies widely from 0.5–50  $\text{tonne ha}^{-1}$ ,<sup>75</sup> but assuming a nitrogen content of  $16 \text{ mg NH}_3 \text{ g}^{-1} \text{ C}$  and a nitrogen loading of  $100 \text{ kg ha}^{-1}$ , approximately  $7.6 \text{ tonne ha}^{-1}$  of biochar is required (see [Considerations for Dilute Fertilizers](#)). This corresponds to  $\sim 20,000$  ha per facility, or 2,000 tonnes of N  $\text{year}^{-1}$ . Assuming the price of nitrogen nutrients is similar to that of urea in the developed world ( $\$550$  per tonne of N), this corresponds to a substantial annual budget of  $\$1.1$  million per facility for solar fertilizer production. This would lead to economic viability of more sophisticated solar fertilizer technologies that require full-time expert operation, such as high-temperature processes and/or large-scale solar concentrators. For example, recent work by Bicer and Dincer on molten salt ammonia reactors coupled with solar-generated hydrogen indicate this strategy may fit into this semi-centralized approach. Their work found that such a system could deliver ammonia at a cost of  $\$840$  per tonne at the scale of  $176 \text{ kg day}^{-1}$ .<sup>76,77</sup> These semi-centralized approaches carry the largest infrastructural burden and will face substantial challenges in implementation. However, approaches such as enriched biochar production as a byproduct of biofuel present exciting opportunities for

simultaneously improving the sustainability of the agricultural and energy sectors through coupled infrastructural developments.

There are many other possible scenarios for solar fertilizer production, and the qualitative analysis above is far from complete. Yet, the order-of-magnitude estimates suggest that there are many routes through which solar fertilizers can potentially compete with the established Haber-Bosch process by utilizing the advantages of decentralized production offered by photo(electro)chemical processes. We also note that these estimates do not take into consideration the inherent social cost of nitrogen to the environment. Social costs are still not widely understood but may range from \$0.001 to \$10 per kg N depending on the location.<sup>78</sup> If appropriate policies and regulations are put in place to account for these social costs, the economics of decentralized fertilizer production will be improved. Other niche applications, such as space exploration,<sup>79</sup> may also present economic routes to develop solar fertilizer technologies but are likely to be smaller in scale and are beyond the scope of this work.

### Considerations for Dilute Fertilizers

The centralized production of fertilizers along with the high purity of Haber-Bosch ammonia has driven the development of solid fertilizers with high weight percent nitrogen (35%–85%) to reduce transportation and storage costs. Utilization of solar energy is expected to produce fertilizers with nutrient concentrations substantially lower than the traditional Haber-Bosch process, owing to the lower density of solar energy<sup>22</sup> and the challenges with low efficiency and selectivity in photo(electro)chemical nitrogen fixation.<sup>42,80</sup> This is similar to the biological fixation of nitrogen that occurs in the root system of the plants and results in relatively low local concentrations of fixed N in the soil, estimated at 20 kg N ha<sup>-1</sup> year<sup>-1</sup> on average,<sup>81,82</sup> though some estimates put it as high as 45.4 kg N ha<sup>-1</sup> year<sup>-1</sup>.<sup>83</sup> As we discuss in [Preliminary Performance Targets](#), the required solar-to-ammonia efficiencies and nutrient concentrations are, in principle, surprisingly low (<1%); however, these low-concentration fertilizer products differ substantially from existing fertilizers and come with both advantages and disadvantages. Here, we consider two varieties of dilute fertilizers: liquid fertilizers in aqueous solutions and solid fertilizers based on carbonaceous materials. These fertilizers have the potential to integrate well with solar fertilizer production and existing agricultural infrastructure but will also require changes to conventional fertilization practices.

Aqueous fertilizers are advantageous since plants require water as well as nutrients. The process of simultaneously applying fertilizer and water is known as fertigation.<sup>44,84</sup> Fertigation has formidable potential when coupled with solar fertilizer production since fertigation systems can deliver nutrients at a slow rate over time. This leads to a lower overall nutrient concentration relative to solid urea fertilizer, where much of it is lost through leaching and gaseous emissions. High leaching loss is particularly pronounced in areas with high rainfall and sandy soils such as the state of Florida.<sup>85</sup> In tests, fertigation has proven to be more effective than traditional fertilizers in producing growth in citrus trees,<sup>86</sup> garlic,<sup>87</sup> and potatoes,<sup>88</sup> among others<sup>43,44</sup> and leads to higher NO<sub>3</sub><sup>-</sup> concentrations in the top 15 cm of soil.<sup>89</sup> Tests in peach orchards showed improved fruit sizes with drip fertigation compared to conventional methods.<sup>90</sup> Additionally, these practices may lower the amount of nitrogen fertilizer needed to achieve the same results as conventional methods by nearly an order of magnitude.<sup>85</sup> Recommended concentrations of nitrogen in fertigation systems range from 50 to 350 ppm on a mass basis for most crops.<sup>91,92</sup> This contrasts with typical solid urea fertilizers that are 46 wt% N. This stark difference (~4 orders of magnitude) in nutrient concentration by weight indicates that

aqueous dilute fertilizers cannot be economically transported, meaning that aqueous dilute fertilizers are only viable at farm-scale production or for use within very short distances within a country region (see [Decentralization of Fertilizer Production](#)). This fact leads to additional challenges with dilute fertilizer related to storage, since the solar flux may not always align with crop nutrient needs. This would necessitate on-site storage tanks that would increase the footprint of the fertilizer production system, or electrochemical systems that can operate from the electricity grid or on-site batteries to produce dilute fertilizers on demand. Another challenge is that fertigation relies on irrigation infrastructure for nutrient delivery. This may present a particular challenge for many smallholder farms in sub-Saharan Africa, where only around 6% of farms are equipped with irrigation.<sup>93</sup> Nonetheless, these farms present a sizable initial market, and the prospect of combined fertilization/irrigation systems may be economically viable in already-irrigated farms in the developed world ([Decentralization of Fertilizer Production](#)) or incentivize investment in irrigation systems in the developing world.

Another approach to dilute fertilizers is to embed the nutrients with a carrier solid. In most current practical applications, the form of nitrogen in fertilizer is urea, which comes as a solid that is dispersed over croplands. Solar fertilizer production could be coupled with adsorbents to uptake and concentrate the products, leading to a solid dilute fertilizer product. In this scenario, the ammonia or nitrate products from the photo(electro)chemical reactions could be separated using a solid adsorbent such as activated carbon or biochar<sup>94</sup> (see [Separations](#)). This approach is advantageous since application of carbonaceous materials is already practiced in organic farming in the form of composting,<sup>95</sup> and adding adsorbent carbon to soil has been shown to provide many benefits for croplands including water retention, hydraulic conductivity, and resistance to soil erosion.<sup>96</sup> These changes are manifested in the form of improved crop production,<sup>73</sup> although the magnitude of the improvements depend on the particulars of crop and soil type. Nonetheless, increases of 30% in seed germination rate and 13% in biomass production have been observed in woody plants.<sup>97</sup> However, implementation of biochar fertilizers may be challenging, since the ability of biochar to adsorb nitrogen is not well established. The highest reported ammonia loading for biochar is 16 mg NH<sub>3</sub> per g of carbon.<sup>94</sup> This is comparable to the nutrient content of manures, which are commonly used as fertilizers and have nutrient contents that can range ~5–50 mg N per g of carbon.<sup>98</sup> A drawback of this approach is that producing high-surface-area carbon requires furnace temperatures above 400°C,<sup>71</sup> which may present an engineering challenge in a low-resource setting. However, in some developed counties biochar facilities have been built and proven profitable,<sup>99</sup> and in others they would be profitable with a moderate carbon tax.<sup>75</sup> However, if biochar resources are not managed properly, this strategy could have a negative environmental impact by depleting natural resources, highlighting the importance of good resource management and forestry practices to realize the environmental benefits. This suggests that integration of solar fertilizer facilities with production facilities for carbonaceous soil additives may be a promising strategy, although considerable research is required to determine the efficacy of carbonaceous dilute fertilizers in real agricultural settings.

One enticing possibility for both aqueous and carbonaceous dilute fertilizers is the prospect of improved nutrient management. Currently, the fixed nitrogen in fertilizers is not utilized efficiently, with ~20% being lost to leaching or vaporization.<sup>81,100</sup> Leached fertilizer then enters waterways, leading to hypoxic regions in oceans (called dead zones), eutrophication in lakes and rivers, and groundwater contamination.<sup>18,101,102</sup> Pollution of this kind is acute in the Gulf of Mexico and the North Sea, due to the upstream intensive

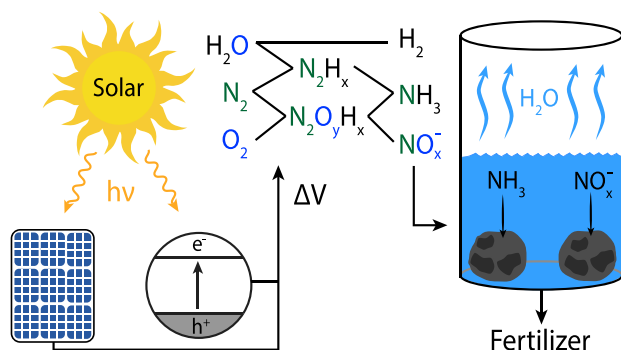
agricultural practices.<sup>18,101</sup> The vaporization of nitrogen fertilizers can also have deleterious effects on the environment by releasing  $\text{NH}_3$  and  $\text{NO}_x$  compounds that cause global warming and damage the protective ozone layer.<sup>103</sup> The highly concentrated fertilizers responsible for this pollution release nutrients too rapidly for plant uptake, with researchers estimating they are only used at an efficiency of 20%–35%.<sup>100</sup> This can have negative effects on the plants themselves, damaging root systems and seedlings in areas of high nutrient concentration.<sup>86</sup> The most common strategy for mitigation of these effects is the development of coatings that aid in controlled release of nutrients and enhance uptake efficiency.<sup>100</sup> Other effective strategies include deep placement of fertilizer products and balanced nutrition with micronutrients.<sup>104</sup> While these slow-release fertilizers improve performance, the use of dilute fertilizers offers a different approach in which nutrients are delivered at a controlled rate and in smaller amounts.<sup>85,105</sup> This would enable matching N supply with crop demand. However, substantial additional research into agronomics and plant nutrition is required to determine the potential of this strategy and identify the optimal nutrient concentration and application rates. If dilute fertilizers are applied through fertigation, there is an opportunity to fertilize crops each time they are irrigated, controlling exactly the timing of nitrogen addition. Nitrogen-saturated biochar also holds promise, as these could release nitrogen slowly over the crop growing cycle, more effectively resisting leaching than solid urea, with the added benefit of improved retention of P- and K-based fertilizers in the soil through higher ion exchange capacity.<sup>73</sup> If the nitrogen content was well known, it would also provide an advantage over manures, where quantification of nitrogen content presents a challenge for nutrient management.<sup>98</sup> In addition to improved nutrient management, dilute fertilizers are inherently safer since they will be less corrosive and more difficult to convert into explosives. These factors suggest that further research into the utility and effectiveness of dilute fertilizers is relevant to the field of solar fertilizers.

### Solar Fertilizer Production Processes

The prospect of solar fertilizers shares much with the well-studied approaches to solar hydrogen and solar fuel production. For example, both require photon absorption, catalysts for the reaction, efficient transfer of energy from the absorber to the catalyst, and materials that are stable under operating conditions. However, there are also some key differences since solar fertilizers must integrate with agricultural infrastructure, and the products are different in their chemistry and application. In this section, we examine three key aspects of solar fertilizer process design: solar capture, reaction and catalysis, and separations, depicted schematically in Figure 7. We focus primarily on aspects unique to solar fertilizers and refer to numerous reviews on solar fuels and solar chemicals for additional considerations.<sup>37,39,41,106,107</sup>

#### Solar Capture

The solar fuels community has identified two basic strategies for conversion of solar to chemical energy: direct capture of photons through photochemistry (photocatalysis) or indirect capture through photovoltaics coupled to electrochemistry (PV-electrolysis).<sup>106,107</sup> Photoelectrochemistry, whereby electrical bias is applied during solar capture, represents a third hybrid (indirect + direct) approach for solar-fuel production. There has been considerable debate and analysis regarding the efficiency of each approach for fuel production,<sup>40,41,108,109</sup> and while there is no clear consensus, indirect capture has received considerable attention for the production of hydrogen. This has largely been driven by the goal of maximizing solar-to-hydrogen efficiency, and the target of 20% efficiency has been achieved by multiple systems.<sup>110,111</sup> Solar fuels technologies are typically envisioned to operate at large scales in relatively centralized industrial production facilities.<sup>39</sup> Yet, in the case of

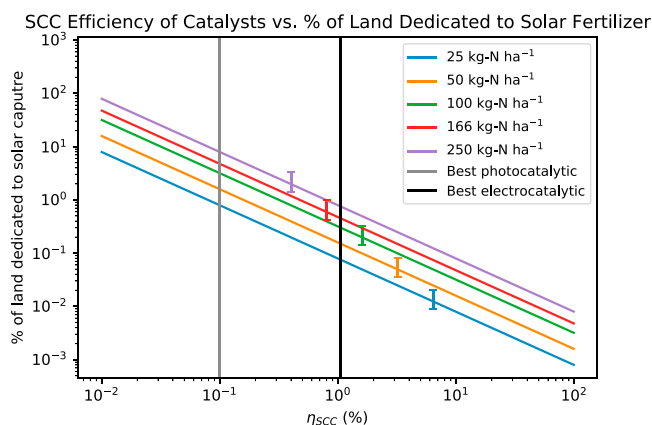


**Figure 7. Schematic of Solar Capture, Reaction, and Separation Processes for Producing Solar Fertilizers**

Solar energy is captured via solar panels and/or photocatalytic particles, generating an electrochemical potential that drives a (photo)electrochemical reaction converting molecular dinitrogen to fixed nitrogen products including ammonia and nitrates in aqueous solution. Fertilizer can be produced by separating the fixed nitrogen products by adsorption onto solid carbon or concentrating via passive evaporation.

solar fertilizers, there is a strong motivation for technologies that operate in decentralized locations or at an agricultural site as discussed in [Decentralization of Fertilizer Production](#). Indirect solar capture requires a relatively high level of technological sophistication since solar capture arrays, electrochemical reactors, and associated electrical connections and controls must be maintained, and the resulting fixed nitrogen products must be separated from the electrolyte. Furthermore, the low areal energy density of photovoltaics<sup>22</sup> coupled with the need for separate solar capture, fertilizer synthesis, and separations facilities will lead to a relatively large footprint for indirect capture. This suggests that PV-electrolysis approaches are best suited to semi-centralized solar fertilizer production, or on-site production at large farms in developed regions (see [Decentralization of Fertilizer Production](#)). Nonetheless, photovoltaic technology is well established, and efficiencies of 10%–20% are typical. This leads to a required electrical-to-ammonia efficiency of  $\sim 1\%$  (see [Preliminary Performance Targets](#)), which is relatively low and has been reported at the lab scale for state-of-the-art ammonia electrocatalysts.<sup>34,112–115</sup> Further, electrochemical fertilizer production can be integrated with an electrical grid (though the fertilizers resulting from grid-based electricity cannot technically be considered “solar fertilizers”) or battery system, providing reliable yields even in periods of no sunlight. The use of high current densities can also enable the production of higher concentrations of fixed nitrogen. In addition, electrochemical technologies have been demonstrated at scale, including the chloroalkali process, water hydrolysis, and hydrogen fuel cells,<sup>116–118</sup> and many of these technological developments could be applied to semi-centralized solar fertilizer production processes.

The alternative approach of direct capture and photocatalytic conversion through a single material or integrated device has also been explored for solar fuel production,<sup>37,40,41</sup> and some techno-economic analyses suggest that particle bed photocatalytic systems will lead to the lowest costs, although the potentially explosive product mixtures present technical challenges.<sup>37</sup> In the case of solar fertilizers, this safety concern is alleviated since low-concentration products are expected (see [Considerations for Dilute Fertilizers](#)). Direct solar capture systems contain few, if any, moving parts, driving down the expected costs of maintenance and installation and making them better suited for decentralized fertilizer production at small-scale farms in developing regions. However, production rates in direct capture are directly



**Figure 8. Land Area Required as a Function of Solar-to-Chemical Conversion Efficiency**

The highest reported efficiencies for photochemical<sup>119</sup> and electrochemical<sup>114</sup> systems are plotted for reference. The yearly average solar constant for a 24 h period was assumed to be  $200 \text{ W m}^{-2}$ . Error bars show deviations in the average solar constant of  $\pm 80 \text{ W m}^{-2}$ .  $50 \text{ kg N ha}^{-1}$  is the global average N loading; 100, 166, and  $250 \text{ kg N ha}^{-1}$  represent the suggested loading for rice (NE China),<sup>120</sup> potatoes (Mediterranean),<sup>121</sup> and wheat (France),<sup>122</sup> respectively.

proportional to the solar flux, leading to uncertainty in production capacity. This uncertainty can potentially be mitigated through storage, though this will increase the footprint of the solar fertilizer production process, and/or by identifying regions where the solar flux is high, such as sub-Saharan Africa or India (see Figure 2). Another challenge is that the highest reported efficiencies for direct photocatalysis are relatively low (0.1%; see Figure 8). In general, the materials constraints for direct capture are more stringent since the same material must act as an absorber and a catalyst, or the interfaces between the two materials must be carefully engineered.<sup>41</sup> The constraints are even more severe when cost is considered, since materials containing rare elements or requiring expensive processing are unlikely to be viable in a low-cost design. However, many reported catalysts are based on earth-abundant materials such as  $\text{TiO}_2$  or  $\text{Fe}_2\text{O}_3$ ,<sup>29,123,124</sup> and required efficiencies are expected to be  $<1\%$  (see Preliminary Performance Targets), indicating that inexpensive, low-efficiency photochemical reactors similar to those used in air purification may be viable.<sup>125–127</sup> In the case of direct solar energy capture, the band gap and band edge alignment of the material must be optimized along with the catalytic performance. The optimal band alignment will depend on the absorber configuration (single versus dual) and the over-potential required for the oxidative and reductive half-reactions. Substantial effort has been dedicated to the question of optimal band configuration for solar fuel production, resulting in several modeling frameworks.<sup>128,129</sup> These tools can be easily adapted to optimize band configuration and identify performance limits for solar fertilizers;<sup>29</sup> however, knowledge of the half-reactions and catalytic over-potentials is required. There are still open questions regarding the relevant half-reactions and catalytic mechanism for photocatalytic nitrogen fixation.<sup>29,130–132</sup> Resolving these fundamental questions is of critical importance for the practical optimization of solar fertilizer technology.

### Reaction and Catalysis

The chemical conversion of dinitrogen is at the heart of solar fertilizer production. The extremely strong nature of the  $\text{N}\equiv\text{N}$  triple bond requires a catalyst to accelerate the kinetics of nitrogen dissociation, especially at benign temperatures. The vast majority of photo(electro)chemical approaches to nitrogen fixation have focused

on the chemical reduction of nitrogen to ammonia. The electrochemical nitrogen reduction reaction (NRR) has been studied extensively and has a redox potential of 0.056 V versus the reference hydrogen electrode (RHE) and requires an overall applied potential of 1.17 V when coupled with the oxygen evolution reaction based on standard gas-phase thermochemical data.<sup>29,31</sup> Photo(electro)chemical production of ammonia is promising for N fertilizer production since many existing fertilizer products utilize ammonia,<sup>121</sup> and numerous catalysts have shown ammonia synthesis activity in experiments.<sup>29,133</sup> However, the proximity of the redox potential of nitrogen reduction and hydrogen evolution presents a fundamental challenge in nitrogen reduction since the hydrogen evolution reaction is typically faster, resulting in low selectivity.<sup>42,80</sup> Recently, several creative approaches have achieved high selectivity. These include electrochemical looping with molten salts,<sup>134</sup> nonaqueous lithium-mediated electrocatalysis,<sup>135</sup> and plasma-enhanced electrolysis.<sup>136</sup> The rapid progress in the field suggests that the selectivity challenge can be overcome, but this will require a more complex process and/or more energy input. Moreover, nitrogen reduction is typically performed under anaerobic conditions to avoid competition with O<sub>2</sub> adsorption or reaction,<sup>137</sup> a situation that would require air separation in a practical setting. Another challenge in electrocatalytic nitrogen reduction is the fact that oxygen evolution is typically utilized as a half-reaction. Oxygen evolution catalysts exhibit large overpotentials of ~0.4 V and are often based on rare materials, presenting challenges for process efficiency and scalability.<sup>138,139</sup> Nonetheless, one of the best reported catalysts for nitrogen reduction is based on earth-abundant carbon and exhibits an electrical-to-ammonia efficiency of 5% in an aqueous electrolyte,<sup>114</sup> suggesting that practical routes to electrochemical nitrogen reduction are feasible.

A less-explored alternative is direct oxidation of nitrogen to nitrate products. Nitrate production is more thermodynamically favorable than ammonia synthesis. The production of NO is the most thermodynamically challenging step, occurring at a highly oxidizing potential of 1.68 V versus RHE. However, the reaction requires a modest applied potential of 0.45 V when coupled with the oxygen reduction half-reaction based on standard gas-phase thermodynamic data.<sup>29,31,131</sup> Nitrate-based fertilizers are also common, and some crops are able to utilize nitrates more efficiently than ammonium, although nitrates are also more prone to leaching and can be toxic to humans.<sup>140–143</sup> One key advantage of nitrogen oxidation is that it can occur directly in air, since oxygen is a reactant, and competition with hydrogen evolution is not an issue. Despite these promising advantages, there are considerably fewer reports of photocatalytic nitrate formation,<sup>144,145</sup> and the first report of electrocatalytic nitrogen oxidation only appeared very recently.<sup>146</sup> This indicates that catalyst development for nitrogen oxidation will require more effort.

Another possibility is coupling nitrogen reduction with carbon-based reactions. A simple example is the use of sacrificial reagents such as alcohols that reduce the overall driving force needed for nitrogen reaction by avoiding the need for the kinetically challenging oxygen evolution reaction. This practice is common in photocatalysis, and indeed methanol and ethanol have been reported to increase photocatalytic ammonia yields.<sup>48</sup> Recent work has shown that surface-bound carbon species play a role in photocatalytic nitrogen fixation on TiO<sub>2</sub>, suggesting an alternative route through which hydrocarbon species may accelerate nitrogen fixation.<sup>132</sup> Hydrocarbon reactants are abundant in agriculture, and early work based on illuminated compost experiments suggested that photocatalytic reactions involving hydrocarbons and nitrogen induced improved nutrient content in soils.<sup>147</sup> An alternative and overly abundant carbon-based feedstock is CO<sub>2</sub>, and simultaneous

photo(electro)chemical reduction of  $\text{CO}_2$  and  $\text{N}_2$  may enable urea formation.<sup>148</sup> The combination of carbon and nitrogen chemistry opens a rich range of possibilities, many of which have received little to no scientific attention.

### Separations

The chemical separations required to generate reactants and convert the effluent of a reaction to a fertilizer are also of critical importance to advance solar fertilizer technology. In the case of solar fuels this is less critical, since many fuels like hydrogen are gaseous and easily separable. Some works have also reported the production of gas-phase ammonia,<sup>30,149,150</sup> but many electrochemical techniques use aqueous electrolytes. Ammonia, nitrates, and urea are all highly water soluble, creating a challenge in separating or concentrating the product. Further, if the process is not resistant to oxygen or other common environmental contaminants, then an air separation or purification unit will be necessary. In addition to the chemical separation, it may also be necessary to separate the catalyst from the solution, for example in the case of slurry photoreactors. These separations are a critical consideration for decentralized fertilizer production since high capital investment and expert operation may be required, which would not be feasible at the scale of a small or even a relatively large farm (see [Decentralization of Fertilizer Production](#)). We briefly discuss the key separations challenges for solar fertilizers: separation of nitrogen from air, upgrading the concentration of products, separation of products from the electrolyte, and separation of the catalyst from the electrolyte. The possible applications of absorption, distillation, and/or membrane separation technologies are considered for each case.

Many photo- and electrochemical processes for nitrogen fixation are based on a pure nitrogen feedstock. For example, oxygen has been shown to inhibit photocatalytic nitrogen fixation over the commonly used  $\text{TiO}_2$  catalysts,<sup>137</sup> and high-purity nitrogen is typically used in electrochemical tests.<sup>114,150,151</sup> The need for air separation presents a critical challenge for farm-scale fertilizer production. The most common air separation processes are based on cryogenic distillation, which is energy intensive ( $6.9 \text{ kJ mol N}_2^{-1}$ )<sup>152</sup> and requires significant scales ( $>230 \text{ kg N h}^{-1}$ ).<sup>153</sup> Cryogenic separation units typically account for up to 25% of the capital for a Haber-Bosch ammonia synthesis facility<sup>10</sup> and would not be economically feasible, even at the scale of a large farm, suggesting that semi-centralized production is the most viable production scenario if high-purity nitrogen is required. Other air separation technologies such as pressure swing adsorption and membrane separations are more viable at smaller scales, but the purity of the resulting nitrogen is typically lower.<sup>154</sup> The need for air separation will likely be the limiting factor for decentralizing solar fertilizer production. Hence, the development of processes that are directly compatible with air or low-purity nitrogen is an important but relatively unexplored research direction.

The concentration of fixed nitrogen in the product stream may also need to be upgraded to produce viable fertilizer products. Solar fertilizer products are generally expected to be more dilute, as discussed in [Considerations for Dilute Fertilizers](#). Nonetheless, strategies to separate or concentrate the fixed nitrogen product may be required even for dilute fertilizers, particularly if production is semi-centralized. Separation of aqueous ammonia is challenging due to the strong hydrogen bond between water and ammonia and is complicated by the effect of pH since ammonia is more soluble in acidic solutions.<sup>155</sup> Most research in separating ammonia from water has been in the field of wastewater treatment where steam stripping from basic solutions has been shown to efficiently remove trace ammonia,

with some research being done on membrane separation systems.<sup>156–158</sup> However, these processes are optimized to reduce ammonia concentration rather than increase it and are capital and energy intensive. One possibility to concentrate ammonia is to capture energy from the infrared region of the solar spectrum and use the resulting heat for passive distillation. This would be inexpensive, but the resulting nitrogen content would likely remain relatively low. Another possibility is the production of gas-phase ammonia or use of a carrier gas. Capture of ammonia from the gas phase can be achieved with acidic liquids both at the lab scale<sup>155</sup> and at the industrial scale.<sup>157</sup> These processes have their drawbacks, with lab-scale acid traps using dilute acids and being specialized for holding small amounts of ammonia, emitting 20%–30% of ammonia passing through them.<sup>155</sup> At industrial scales, 98% sulfuric acid is used to absorb ammonia from carrier gases, producing a solution that is 30% ammonia. These processes are well established but would introduce the requirement of removing the ammonia from the sulfuric acid, introducing additional unit operations and increasing the cost of the process.<sup>157</sup> Further investigation of these systems is needed to assess their viability in solar fertilizer processes. An alternative approach is the use of adsorption for separation, which may be viable for either gas-phase or aqueous ammonia. This is particularly promising if the adsorbent itself acts as a part of the fertilizer, for example if biochar is used as an adsorbent as discussed in [Considerations for Dilute Fertilizers](#). This removes the need for an energy-intensive desorption cycle, although it is critical that the adsorbent release nutrients when placed in the soil. Ideally, the need for upgrading can be mitigated by discovery of catalysts that are both active and selective for nitrogen fixation, and through design of processes that result in effluents with high concentrations of ammonia or nitrates.

Another consideration is that photo(electro)chemical processes often require electrolytes to provide electrical conductivity and control the pH. For example, some of the highest reported electrochemical ammonia formation rates are based on Li-based electrolytes.<sup>114</sup> While the effect of electrolytes on plant growth is unknown, the role salinity plays in soil science is well documented and suggests salinity of fertilizers should be minimized.<sup>159</sup> Furthermore, electrolytes that contain metals such as Li are costly, indicating that separation of electrolytes may be required. This could potentially be achieved relatively efficiently via precipitation or membrane-based separation processes, though electrolyte recovery has not been studied in this context. An alternative approach is to seek electrolytes that are abundant and non-toxic, such as NaCl, or utilize electrolytes such as KOH and Na<sub>2</sub>H<sub>2</sub>PO<sub>4</sub> that provide an additional source of P and K nutrients, although this would require that these compounds are available, which may present a challenge. Research into the role of electrolytes and pH on soil fertility and plant nutrition can identify optimal or acceptable ranges for dilute aqueous fertilizers. This will enable design of photo(electro)chemical processes where electrolyte selection minimizes or removes the need for additional separations.

The final role of separation is extraction of the catalyst from the electrolyte. This is only required in the case of particle slurry photocatalytic reactors or homogeneous photo(electro)catalysts. Membranes or sieves present an efficient opportunity for removing catalyst particles, since the size of particles will be substantially larger than the molecules in the electrolyte, reactants, or products. Another possibility is to separate the fixed nitrogen products directly from the electrolyte via adsorption, effectively immobilizing the products on the adsorbent. In the case of homogeneous catalysts, the removal of the catalyst is substantially more challenging. Separation of homogeneous catalytic complexes has been the subject of research in many other

contexts. These separations are particularly difficult due to the temperature sensitivity of homogeneous catalyst complexes, meaning distillation is not a feasible option.<sup>160</sup> Thus, they generally require sophisticated processes that are specific to a particular catalyst such as adsorption columns, liquid-liquid extraction, and nanofiltration.<sup>161</sup> The need for this separation can be mitigated by reactor designs with supported catalysts and the use of solid catalyst materials.

### Preliminary Performance Targets

There has been a substantial recent increase in photo(electro)chemical nitrogen fixation research, yet there are no clear targets for how efficient these processes need to be to enable practical impact for fertilizer production. Further, the metrics typically used to assess the performance of catalytic materials are not standardized or clearly linked to solar fertilizer yield. Substantial effort was devoted to identifying standardized tests and benchmarking procedures for photo(electro)catalytic water splitting,<sup>162–167</sup> many of which are relevant for solar fertilizers. In this section, we propose several metrics that capture the photon absorption, reaction, and separation performance: solar-to-chemical conversion efficiency, nitrogen fixation rate, energy per nitrogen fixation, energy per utilizable nitrogen, and volumetric flux of fertilizer per unit of illuminated area. Performance targets for these metrics are identified, and relevant testing conditions such as solar spectrum, operating current density, oxygen content, and nutrient concentration are discussed. These targets are not meant to be authoritative, but rather provide guidelines for catalyst development and fertilizer testing. While the targets are identified with photo(electro)chemical processes in mind, some may also be applicable to other alternative approaches for nitrogen fixation such as chemical looping, plasma catalysis, or bio-engineering.

The photon absorption performance in the case of direct absorption and photocatalytic conversion is best assessed by the efficiency of converting solar energy to the chemical energy of the nitrogen nutrients in the fertilizer. The chemical energy of nutrients varies between ammonia, nitrates, and urea, and the required nutrient load also varies depending on the crop and agricultural region, making it difficult to identify an exact target for solar-to-chemical conversion efficiency. An order-of-magnitude estimate for the areal energy density required for fertilization is obtained by assuming the average nutrient density of  $100 \text{ kg N ha}^{-1} \text{ year}^{-1}$  is provided by ammonia-based fertilizers:

$$100 \frac{\text{kg}_N}{\text{ha.yr}} \times \frac{10^3 \text{ mol}_{\text{NH}_3}}{14 \text{ kg}_N} \times \frac{667 \text{ kJ}}{2 \text{ mol}_{\text{NH}_3}} \times \frac{1 \text{ ha}}{10^4 \text{ m}^2} \times \frac{1}{3} \cdot 15e7 \frac{\text{yr}}{\text{s}} = 7.54 \frac{\text{mW}}{\text{m}^2}.$$

(Equation 1)

Converting this to efficiency also requires assumptions about the solar flux and amount of arable land dedicated to solar capture. A prior initial estimate of 0.1% solar-to-ammonia efficiency was obtained assuming 50 kg N per hectare, 8 h of full sunlight per day at  $1,000 \text{ W m}^{-2}$ , and 1% of arable land dedicated to solar capture.<sup>29</sup> Data on actual average daily solar fluxes reveal that they vary from 120 to  $280 \text{ W m}^{-2}$  depending on latitude<sup>22</sup> (see Figure 2), and there is also considerable variability in the nutrient load required, ranging from 15 to  $200 \text{ kg N m}^{-2}$  depending on a myriad of factors including crop and soil type.<sup>45</sup> The amount of land that farmers are able to dedicate to solar capture will also likely vary depending on region and has not been studied. Based on these estimates, the required solar-to-ammonia efficiency may range from 0.05% to 1.25% depending on solar flux and required nutrient load. These estimates assume that 1% of arable land is dedicated to solar capture and will vary linearly with the percentage of land available, as illustrated in

**Figure 8.** We propose that 1% is a relatively conservative number, corresponding to 100 m<sup>2</sup> ha<sup>-1</sup> or roughly 6 typical solar panels per hectare.

The solar-to-chemical conversion efficiency is a critical metric for assessing the viability of solar fertilizer catalysts, but it is not always reported. However, solar-to-ammonia efficiencies as high as 0.1% have been reported for graphitic carbon nitride catalysts without the use of sacrificial reagents,<sup>119</sup> suggesting that the target of 100 kg N ha<sup>-1</sup> can be achieved with <10% of land dedicated to solar capture in regions with high solar flux such as sub-Saharan Africa (Figure 8). In the case of photocatalysis, the solar-to-chemical conversion efficiency can be computed as:

$$\eta_{\text{SCC}} = \frac{\Delta G_{\text{rxn}} C_{\text{nutrient}} V_{\text{sol}}}{A_{\text{illum}} \int_0^{t_{\text{rxn}}} \phi_s(t) dt}, \quad (\text{Equation 2})$$

where  $\eta_{\text{SCC}}$  is the solar-to-chemical conversion efficiency for a solar fertilizer cell,  $\Delta G_{\text{rxn}}$  is the reaction free energy to form the nutrient product (typically ammonia),  $C_{\text{nutrient}}$  is the molar concentration of the nutrient at the end of the experiment,  $V_{\text{sol}}$  is the volume of solution at the end of the reaction,  $t_{\text{rxn}}$  is the total time of the experiment,  $\phi_s$  is the solar flux, and  $A_{\text{illum}}$  is the cross-sectional area exposed to light.<sup>162</sup> The solar-to-ammonia efficiency of electrochemical processes is not directly measured but can be estimated based on the electrical energy conversion efficiency:

$$\eta_{\text{EEC}} = \frac{\Delta G_{\text{rxn}} \times \eta_F}{U_{\text{app}} \times F \times n_e}, \quad (\text{Equation 3})$$

where  $\eta_F$  is the faradic efficiency,  $U_{\text{app}}$  is the applied voltage,  $F$  is Faraday's constant, and  $n_e$  is the number of electrons in the reaction. Based on currently reported overpotentials for the oxygen evolution reaction, Suryanto et al. propose that  $U_{\text{app}} = v_{\text{NRR}} + 1.8$  V, where  $v_{\text{NRR}}$  is the overpotential for nitrogen reduction.<sup>168</sup> This metric can be multiplied by the efficiency of solar photovoltaics (~20%) to obtain a solar-to-ammonia efficiency. The highest reported electrical energy-to-ammonia efficiency for an electrocatalytic process is 5.25%,<sup>114</sup> corresponding to a solar-to-ammonia efficiency of approximately 1%. Figure 2 suggests that in this case <1% of land is needed to obtain 100 kg N ha<sup>-1</sup>. These promising metrics suggest that practically relevant solar-to-chemical conversion efficiencies are likely attainable for both direct and indirect photo(electro)chemical nitrogen fixation.

The rate of nitrogen fixation is related to the efficiency through the current at an applied voltage for electrochemistry, or the formation rate for a given flux of photons for photochemistry. The rate is a commonly reported metric for catalyst performance; however, there are no standards for how the rate is normalized. For electrochemical nitrogen fixation, the rate is proportional to the current and faradic efficiency toward fixed nitrogen products. In the case of nitrogen reduction, the faradic efficiency typically depends on the applied potential, and decreases at high current densities, such that there is an optimum operating potential. This leads to rates and efficiencies that are reported at different operating potentials for different catalysts, so ammonia yield at the optimum operating potential is a useful metric for comparison. As recently pointed out by Suryanto et al., it is also critical to normalize yield or current to the geometric surface area of the electrode, since this will determine the size of the electrode assembly.<sup>168</sup> A detailed techno-economic analysis is needed to determine a viable electrode size per hectare, and the results will likely depend on the specific agricultural scenario, as discussed in [Decentralization of Fertilizer Production](#). However, a recent DOE report estimated that a 10 kW hydrogen fuel cell system will have an active electrode surface area of 1.44 m.<sup>2,169</sup> Assuming a similarly sized cell stack can be dedicated to a single hectare leads to a target current density of 5 mA cm<sup>-2</sup> ( $17 \cdot 10^{-9}$  mol<sub>NH<sub>3</sub></sub> cm<sup>-2</sup> s<sup>-1</sup>),

corresponding to 109 kg N per hectare per year. This represents an optimistic goal, given that the cost of 100 kg of N is approximately \$55 in developed countries (see [Decentralization of Fertilizer Production](#)). This suggests that the equivalent ammonia synthesis cell stack would need to be much cheaper than the proton exchange membrane cells used for hydrogen conversion. Moreover, the target of  $5 \text{ mA cm}^{-2}$  is substantially higher than most reports where the largest current densities are below  $1 \text{ mA cm}^{-2}$ .<sup>114,133</sup> This highlights the importance of improving the catalyst performance and engineering low-cost electrochemical cells to make solar-driven electrocatalytic nitrogen fixation viable. However, this estimate is still  $\sim 100$  times lower than the DOE target rate for fuel applications,<sup>133</sup> indicating that fertilizers provide a more attainable goal.

Photochemical rates also suffer from a lack of standardization and are often reported as mass of ammonia per unit-mass of catalyst. Key quantities such as catalyst loading and illumination area are needed to effectively compare the rates, yet these are not always reported. In the case of photochemical nitrogen fixation, the rate normalized to illumination area is critical and will be proportional to the solar-to-chemical conversion efficiency. Additionally, photocatalytic experiments should be performed and reported without the use of sacrificial reagents, even if experiments with their use are also reported. Similar to the case of electrochemical conversion, determining an exact target rate will require a more thorough techno-economic analysis. However, an order-of-magnitude estimate can be obtained based on the assumption of 1% solar area capture, or  $100 \text{ m}^2$  per hectare. The maximum amount of catalyst is estimated as  $100 \text{ kg ha}^{-1}$ , corresponding to a coating thickness of approximately  $250 \text{ }\mu\text{m}$  for a catalyst with a density of  $4 \text{ g cm}^{-3}$  (similar to titania). This corresponds to a target rate of  $1 \text{ g N per g of catalyst per year}$ , or around  $8 \text{ }\mu\text{mol g}^{-1} \text{ h}^{-1}$ . The common practice of only reporting ammonia concentration versus time, without unambiguously specifying the reactor volume or amount of catalyst used, makes it difficult to estimate the rate for many reported photocatalysts. The rate corresponding to 0.1% efficiency is estimated as  $2 \text{ }\mu\text{mol g}^{-1} \text{ h}^{-1}$ , suggesting that photocatalytic rates and efficiencies are approaching targets that may enable practical implementation.

An alternative approach to comparing catalyst performance across different reactions and photo(electro)chemical approaches is quantification of the energy input required to produce one mole of fixed nitrogen product. This metric is more appropriate for solar fertilizers since, unlike fuels, the energy content of the resulting product is not related to its performance as a fertilizer. In the case of solar fertilizers, the molar energy density is closely related to the efficiency:

$$\rho_E = \frac{\Delta G_N}{\eta_{\text{SCC}}}, \quad (\text{Equation 4})$$

where  $\rho_E$  is the molar energy density and  $\Delta G_N$  is the free energy of reaction for the fixed nitrogen product (e.g., ammonia). This metric can be directly compared between various fixed nitrogen products such as ammonia, nitrates, urea, or others. The metric also permits comparison between different approaches to nitrogen fixation such as thermochemical looping or plasma-induced nitrogen fixation. For example, the energy requirement for Haber-Bosch with hydrogen from water electrolysis is  $566 \text{ kJ mol}^{-1}$ .<sup>69</sup> For ambient conditions with aqueous electrolytes, the best reported electrocatalytic, photocatalytic, and plasma-induced molar energy densities are  $6,460 \text{ kJ mol}^{-1}$ ,<sup>114</sup>  $3.39 \cdot 10^5 \text{ kJ mol}^{-1}$ ,<sup>119</sup> and  $1.39 \cdot 10^5 \text{ kJ mol}^{-1}$ ,<sup>136</sup> respectively (see [Table 1](#)). Recently, it has been suggested that the molar energy density of a solar fertilizer should be competitive with the molar energy density of the Haber-Bosch process for solar fertilizers to be viable.<sup>168</sup> This assumes that the

**Table 1. Summary of Energy Density Required for Nitrogen Fixation by Various Methods, Assuming Water as a Hydrogen Source**

Process	Lowest Energy Density (kJ per mol N)	Reference
Electrocatalytic	$6.46 \cdot 10^3$	Song et al. <sup>114</sup>
Photocatalytic	$3.39 \cdot 10^5$	Shiraishi et al. <sup>119</sup>
Plasma	$1.39 \cdot 10^5$	Hawtof et al. <sup>136</sup>
Haber-Bosch	$5.66 \cdot 10^2$	Grundt <sup>69</sup>

energy costs are similar in both cases and that the ultimate price of fertilizer is primarily determined by the energy costs. However, the goal of solar fertilizers is to capture latent solar energy that has no inherent cost, and the analysis in [Decentralization of Fertilizer Production](#) highlights the importance of transportation costs for fertilizer prices. Processes with higher molar energy density will certainly have higher capital costs, and this will likely become prohibitive for indirect approaches, where both photovoltaics and electrochemical cell stacks must be purchased. However, direct photocatalytic processes can be far simpler. For example, in the case of a batch process similar to solar water disinfection,<sup>66</sup> the primary cost would be directly related to the catalyst material. If the catalyst is an earth-abundant material the cost may be extremely low, and processes with substantially higher molar energy densities than Haber-Bosch may be viable. In this best-case scenario, the target can be estimated based on the necessary nutrient density and solar flux. A preliminary target corresponding to  $100 \text{ kg N ha}^{-1}\text{year}^{-1}$  at  $200 \text{ W m}^{-2}$  illumination and a 1% solar capture footprint is  $8.83 \cdot 10^4 \text{ kJ mol}^{-1}$ .

The prior analysis indicates that the best-reported electrocatalytic efficiency meets the target for solar fertilizers, which suggests that energy efficiency for the chemical transformation of atmospheric nitrogen may not be the limiting factor. However, this only covers the efficiency of the photon capture and reaction steps (see [Solar Fertilizer Production Processes](#)). The rate and yield must also be considered to determine capital investment, as discussed in previous paragraphs. Moreover, the high-efficiency processes reported use pure nitrogen as a feedstock, and the effluent of the electrochemical system contains a lithium-based electrolyte, meaning that they are unlikely to be economically viable for solar fertilizer production. It is important to consider the energy required for both upstream and downstream separations needed to generate feedstocks and convert the effluent of the process into a usable fertilizer, as well as any energy inputs into the process itself (e.g., heating for high-temperature processes). This energy will vary considerably based on the details of the process and has not been reported for any photo(electro)chemical process. We propose the metric of “energy per utilizable nitrogen” as highly relevant for assessing a solar fertilizer process, particularly if all of the energy is expected to come from solar capture. The molar energy density per fixed nitrogen represents a lower limit of the energy per utilizable nitrogen, and the energy per utilizable nitrogen is an upper limit on the amount of energy required from solar sources. Hence, these two metrics together provide significant insight into the viability of a solar fertilizer process. Based on the preceding analysis, an energy of  $8.83 \cdot 10^4 \text{ kJ mol}^{-1}$  should be considered a target for energy per utilizable nitrogen, rather than a target for molar energy density. In practice, precise estimates of energy per utilizable nitrogen may be very difficult to obtain due to the complexity and uncertainty in upstream and downstream processes. Nonetheless, researchers in the field can use the concept along with order-of-magnitude estimates to assess the potential viability of a photo(electro)catalytic process for solar fertilizer production.

Another practical consideration is the time required to generate the solar fertilizer product. This is typically quantified by the chemical engineering concepts of residence time or space velocity. These quantities are related to the rate and efficiency but will also provide a measure of catalyst stability and activity under realistic operating conditions where the nutrient concentration is high. Based on prior fertigation studies, we propose that 100 ppm of fixed nitrogen is an appropriate initial target for ammonia concentration in aqueous fertilizer solutions.<sup>91</sup> Keeping the nutrient concentration target of 100 kg N per hectare per year corresponds to a volumetric flux of around 150 L of aqueous fertilizer solution per hour for one hectare of arable land:

$$100 \frac{\text{kg}_N}{\text{ha}\cdot\text{yr}} \times \frac{10^3 \text{ mol}_N}{14 \text{ kg}_N} \times \frac{1 \text{ yr}}{8760 \text{ hr}} \times \frac{10^6 \text{ mol}_{\text{H}_2\text{O}}}{100 \text{ mol}_N} \times \frac{1}{55} \cdot 4 \frac{\text{L}}{\text{mol}_{\text{H}_2\text{O}}} = 147 \frac{\text{L}}{\text{hr}\cdot\text{ha}}.$$

(Equation 5)

Converting this volumetric flux to a space-time requires the volume of the reactor. In the case of photocatalysis, the reactor area is given roughly by the solar capture area, which will be  $100 \text{ m}^2 \text{ ha}^{-1}$  assuming 1% of land is dedicated to solar capture. The reactor height will be determined by the optical penetration, which depends on the catalyst loading and scattering properties. However, a depth of 1–10 cm is reasonable, yielding a reactor volume of  $1,000\text{--}10,000 \text{ L ha}^{-1}$  and a residence time of around 7–70 h. In the case of electrochemical conversion, the reactor volume will be independent of solar capture area and will likely be smaller in general. Given the dependence of residence time on reactor design, the volumetric flux per illumination area provides a better metric for comparing process performance. Assuming that 1% of land will be used for solar capture and converting the volumetric flux from  $147 \text{ L h}^{-1} \text{ ha}^{-1}$  to more convenient lab-scale units yields a target volumetric flux per illumination area of  $150 \mu\text{L cm}^{-2} \text{ illum h}^{-1}$ . The volumetric flux per illumination area measured from experiment can be computed with the following formula:

$$Q_{\text{fertilizer}} = \frac{V_{\text{fertilizer}}}{t_{\text{rxn}} A_{\text{illum}}}, \quad (\text{Equation 6})$$

where  $Q_{\text{fertilizer}}$  is the volumetric flux per illumination area,  $V_{\text{fertilizer}}$  is the volume of the effluent with sufficient nutrient concentration to be a fertilizer after the experiment (suggested initial target is 100 ppm), and all other variables are defined in Equation 2. While this equation only applies directly to photocatalysis, it can also be adapted to electrocatalysis by estimating the area of conventional photovoltaics needed to provide the electrical energy and substituting this as  $A_{\text{illum}}$ . This will depend on the overpotentials of both half-reactions, as well as the area of the electrode and faradic efficiency:

$$\tilde{A}_{\text{illum}} = \frac{i_{\text{NH}_3} \times (V_{\text{applied}})}{\eta_{\text{PV}} \times \eta_{\text{F}} \times J_{\text{solar}}}, \quad (\text{Equation 7})$$

where  $\tilde{A}_{\text{illum}}$  is the effective illumination area,  $i_{\text{NH}_3}$  is the current producing ammonia,  $V_{\text{applied}}$  is the applied potential (including both reductive and oxidative overpotentials),  $\eta_{\text{PV}}$  is the photovoltaic cell efficiency (typically 20%),  $\eta_{\text{F}}$  is the faradic efficiency toward ammonia, and  $J_{\text{solar}}$  is the solar flux (typically  $300 \text{ W m}^{-2}$ ). For example, assuming the target current density of  $5 \text{ mA cm}^{-2}$ , a faradic efficiency of 10% at an overpotential of 1.15 V for nitrogen reduction<sup>114</sup> and 0.45 V for OER yields an effective illumination area of  $23 \text{ cm}^2_{\text{illum}} \text{ cm}^{-2}_{\text{electrode}}$ .

The volumetric flux per illumination area is not currently reported for any photo(electro)catalytic nitrogen fixation experiments and cannot be calculated since reactor volumes are not typically reported. It is expected that the relatively large reactor volumes used in most experiments prevent the concentration from ever reaching the

target of 100 ppm, and most reported concentrations are in the  $\mu$ molar regime.<sup>29,137</sup> However, specialized reactor designs with higher surface area to volume ratios may enable experiments where the volumetric flux can be measured; a similar strategy enabled measurement of minor products for electrochemical CO<sub>2</sub> reduction.<sup>170</sup> Another advantage of this type of experiment is that the relatively high ammonia concentrations will overcome the many issues with ammonia quantification<sup>168,171–174</sup> and should even be qualitatively detectable by odor. Demonstrating the production of a prototype solar fertilizer, even at a very small scale, represents an important step toward solar fertilizer development.

Finally, we note that it is also important to report and control the conditions under which the metrics are measured. Some key variables are the type of illumination, the atmosphere or reactants used, and the properties of the electrolyte or solution used. For photo(electro)catalysis, solar efficiency should be measured with an AM1.5 solar simulator rather than xenon or mercury lamps with high UV content,<sup>175</sup> which is standard in the photovoltaics community. We also propose a “standard atmospheric” test for photocatalysis where the reaction is run in air with distilled water. This standard test will provide an important control experiment, can act as a common reference for comparing the performance of various photocatalysts, and will provide an estimate of the “energy per utilizable nitrogen” since no upstream or downstream processing would be required. In the case of electrochemistry, it is more difficult to prescribe a standard test since electrolytes are always required and have been shown to have a considerable effect on nitrogen fixation activity.<sup>114,174,176,177</sup> However, it is still useful to consider the robustness of the process to air, and we recommend reporting the activity with air as a feedstock to assess the need for upstream air separations. Assessing stability and measuring turnover number has also been identified as an important metric that will help establish how robust catalysts are under operation.<sup>168</sup> Another critically important consideration is the standardization of how nutrient concentrations are measured. Quantification of ammonia at low concentrations has been identified as a challenge due to issues with contamination and calibration,<sup>168,171–174</sup> and similar challenges are expected for nitrates or other nutrients. This issue is beyond the scope of this work, but establishing standards for both experimental testing conditions and quantification practices will facilitate comparison of results and accelerate the development of photo(electro)catalytic processes for solar fertilizer production.

## Conclusions

Solar fertilizers present an exciting opportunity to directly capture diffuse solar energy and convert it to chemical energy that can be applied at or near the point of production. The technology falls at the complex nexus of energy and agriculture. Substantial additional research is needed to establish the most promising approaches and to demonstrate the technology. This work grapples with some initial considerations from the perspective of agronomics and photo(electro)chemistry and identifies some preliminary strategies that will aid in the development and deployment of solar fertilizer technologies. Several scenarios for decentralized fertilizer production are presented and the potential social, economic, and technical advantages and disadvantages are discussed. The key technical needs for solar fertilizer production are identified as solar capture, reaction, and separation, and some possible strategies and considerations are presented. Specific metrics and testing conditions are identified, along with targets that may enable solar fertilizer technology. The metrics and considerations presented draw on a range of expertise in the diverse fields of agronomics, photo(electro)catalysis, chemical separations, and process systems engineering and provide a starting point for further development of

solar fertilizer technologies. There are many possible routes forward for this nascent field, and identifying the most promising will require a diverse range of technical, social, and economic considerations. However, the vast potential impact of solar fertilizers on the growing problem of world hunger makes this challenging endeavor worthwhile.

## ACKNOWLEDGMENTS

This material is based upon work supported by the National Science Foundation under Grant No. 1846611. Funding for this study was in part supported by the United States Agency for International Development (USAID) Feed the Future Soil Fertility Technology Adoption, Policy Reform and Knowledge Management Project. A.J.M. and M.C.H. would like to acknowledge funding from the Serve-Learn-Sustain program at Georgia Tech for organizing workshops and meetings.

## AUTHOR CONTRIBUTIONS

Conceptualization, A.J.M., M.C.H., and U.S.; Methodology, A.J.M., M.C.H., U.S., M.R.; Investigation, B.M.C., P.F., C.O.D., Y.-H.L., C.A.F., P.A.; Writing - Original Draft, A.J.M., B.M.C.; Writing - Review & Editing, B.M.C., M.C.H., A.J.M., P.F.; Supervision, U.S., P.F., C.O.D.

## DECLARATION OF INTERESTS

A.J.M., M.C.H., and B.M.C. are co-inventors on a provisional patent for “Electro(photo)chemical nitrogen oxidation” (U.S. Patent Application No. 62/688,904).

## REFERENCES

- Schlögl, R. (2003). Catalytic synthesis of ammonia—a “never-ending story”? *Angew. Chem. Int. Ed.* *42*, 2004–2008.
- Smil, V. (1999). Detonator of the population explosion. *Nature* *400*, 415.
- Zhang, X., Davidson, E.A., Mauzerall, D.L., Searchinger, T.D., Dumas, P., and Shen, Y. (2015). Managing nitrogen for sustainable development. *Nature* *528*, 51–59.
- Kelly, T., Matos, G., Buckingham, D., DiFrancesco, C., Porter, K., Berry, C., Crane, M., Goonan, T., and Sznopce, J. (2016). Historical statistics for mineral and material commodities in the united states (US Geological Survey).
- Roser, M., and Ritchie, H. (2019). Hunger and undernourishment. *Our World in Data*. <https://ourworldindata.org/hunger-and-overnourishment>.
- Roser, M., and Ritchie, H. (2019). Fertilizer and pesticides. *Our World in Data*. <https://ourworldindata.org/fertilizer-and-pesticides>.
- Schiffer, Z.J., and Manthiram, K. (2017). Electrification and decarbonization of the chemical industry. *Joule* *1*, 10–14.
- Abbas, H.F., and Daud, W.W. (2010). Hydrogen production by methane decomposition: A review. *Int. J. Hydrogen Energy* *35*, 1160–1190.
- McArthur, J.W., and McCord, G.C. (2017). Fertilizing growth: agricultural inputs and their effects in economic development. *J. Dev. Econ.* *127*, 133–152.
- Bartels, J.R. (2008). A feasibility study of implementing an Ammonia Economy (Iowa State University), PhD thesis.
- Ramankutty, N., Evan, A.T., Monfreda, C., and Foley, J.A. (2008). Farming the planet: 1. Geographic distribution of global agricultural lands in the year 2000. *Global Biogeochem.* *22*, 1–19.
- Ramankutty, N., Evan, A.T., Monfreda, C., and Foley, J.A. (2010). Global agricultural lands: croplands, v1 (2000). NASA Socioeconomic Data and Applications Center (SEDAC). <https://doi.org/10.7927/H4C8276G>.
- AfricaFertilizer.org (2018). Africa fertilizer production directory. <https://africafertilizer.org/production/>.
- West, T.O., and Marland, G. (2002). A synthesis of carbon sequestration, carbon emissions, and net carbon flux in agriculture: comparing tillage practices in the united states. *Agric. Ecosyst. Environ.* *91*, 217–232.
- van der Velde, M., Folberth, C., Balkovič, J., Ciaï, P., Fritz, S., Janssens, I.A., Obersteiner, M., See, L., Skalský, R., Xiong, W., and Peñuelas, J. (2014). African crop yield reductions due to increasingly unbalanced nitrogen and phosphorus consumption. *Glob. Change Biol.* *20*, 1278–1288.
- Gilbert, N. (2012). African agriculture: dirt poor. *Nature* *483*, 525–527.
- Mueller, N.D., Gerber, J.S., Johnston, M., Ray, D.K., Ramankutty, N., and Foley, J.A. (2012). Closing yield gaps through nutrient and water management. *Nature* *490*, 254–257.
- Diaz, R.J., and Rosenberg, R. (2008). Spreading dead zones and consequences for marine ecosystems. *Science* *321*, 926–929.
- Stevens, C.J. (2019). Nitrogen in the environment. *Science* *363*, 578–580.
- Marlair, G., and Kordek, M.-A. (2005). Safety and security issues relating to low capacity storage of AN-based fertilizers. *J. Hazard. Mater.* *123*, 13–28.
- Jewess, M., and Crabtree, R.H. (2016). Electrocatalytic nitrogen fixation for distributed fertilizer production? *ACS Sustain. Chem. Eng.* *4*, 5855–5858.
- MacKay, D.J.C. (2013). Solar energy in the context of energy use, energy transportation and energy storage. *Philos. Trans. A Math. Phys. Eng. Sci.* *371*, 20110431.
- Levi, P.G., and Cullen, J.M. (2018). Mapping global flows of chemicals: from fossil fuel feedstocks to chemical products. *Environ. Sci. Technol.* *52*, 1725–1734.
- Yousaf, M., Li, J., Lu, J., Ren, T., Cong, R., Fahad, S., and Li, X. (2017). Effects of fertilization on crop production and nutrient-supplying capacity under rice-oilseed rape rotation system. *Sci. Rep.* *7*, 1270.

25. Vicente, E.J., and Dean, D.R. (2017). Keeping the nitrogen-fixation dream alive. *Proc. Natl. Acad. Sci. USA* *114*, 3009–3011.
26. Burén, S., and Rubio, L.M. (2018). State of the art in eukaryotic nitrogenase engineering. *FEMS Microbiol. Lett.* *365*, fnx274.
27. Macleod, K.C., and Holland, P.L. (2013). Recent developments in the homogeneous reduction of dinitrogen by molybdenum and iron. *Nat. Chem.* *5*, 559–565.
28. Foster, S.L., Bakovic, S.I., Duda, R.D., Maheshwari, S., Milton, R.D., Minter, S.D., Janik, M.J., Renner, J.N., and Greenlee, L.F. (2018). Catalysts for nitrogen reduction to ammonia. *Nature Catal.* *1*, 490–500.
29. Medford, A.J., and Hatzell, M.C. (2017). Photon-driven nitrogen fixation: current progress, thermodynamic considerations, and future outlook. *ACS Catal.* *7*, 2624–2643.
30. Kyriakou, V., Garagounis, I., Vasileiou, E., Vourros, A., and Stoukides, M. (2017). Progress in the electrochemical synthesis of ammonia. *Catal. Today* *286*, 2–13.
31. Chen, J.G., Crooks, R.M., Seefeldt, L.C., Bren, K.L., Bullock, R.M., Darensbourg, M.Y., Holland, P.L., Hoffman, B., Janik, M.J., Jones, A.K., et al. (2018). Beyond fossil fuel-driven nitrogen transformations. *Science* *360*, eaar6611.
32. Tao, H., Choi, C., Ding, L.-X., Jiang, Z., Han, Z., Jia, M., Fan, Q., Gao, Y., Wang, H., Robertson, A.W., et al. (2019). Nitrogen fixation by Ru single-atom electrocatalytic reduction. *Chem* *5*, 204–214.
33. Song, P., Wang, H., Kang, L., Ran, B., Song, H., and Wang, R. (2019). Electrochemical nitrogen reduction to ammonia at ambient conditions on nitrogen and phosphorus co-doped porous carbon. *Chem. Commun. (Camb.)* *55*, 687–690.
34. Luo, Y., Chen, G.-F., Ding, L., Chen, X., Ding, L.-X., and Wang, H. (2018). Efficient electrocatalytic N<sub>2</sub> fixation with MXene under ambient conditions. *Joule* *3*, 279–289.
35. Wang, D., Azofra, L.M., Harb, M., Cavallo, L., Zhang, X., Suryanto, B.H.R., and MacFarlane, D.R. (2018). Energy-efficient nitrogen reduction to ammonia at low overpotential in aqueous electrolyte under ambient conditions. *ChemSusChem* *11*, 3416–3422.
36. Walter, M.G., Warren, E.L., McKone, J.R., Boettcher, S.W., Mi, Q., Santori, E.A., and Lewis, N.S. (2010). Solar water splitting cells. *Chem. Rev.* *110*, 6446–6473.
37. Pinaud, B.A., Benck, J.D., Seitz, L.C., Forman, A.J., Chen, Z., Deutsch, T.G., James, B.D., Baum, K.N., Baum, G.N., Ardo, S., et al. (2013). Technical and economic feasibility of centralized facilities for solar hydrogen production via photocatalysis and photoelectrochemistry. *Energy Environ. Sci.* *6*, 1983.
38. Kondratenko, E.V., Mul, G., Baltusaitis, J., Larrazabal, G.O., and Pérez-Ramírez, J. (2013). Status and perspectives of CO<sub>2</sub> conversion into fuels and chemicals by catalytic, photocatalytic and electrocatalytic processes. *Energy Environ. Sci.* *6*, 3112.
39. Shaner, M.R., Atwater, H.A., Lewis, N.S., and McFarland, E.W. (2016). A comparative technoeconomic analysis of renewable hydrogen production using solar energy. *Energy Environ. Sci.* *9*, 2354–2371.
40. Lewis, N.S. (2016). Progress towards a synergistically integrated, scalable solar fuels generator. In *Nanotechnology: Delivering on the Promise, Volume 2* Nanotechnology: Delivering on the Promise (American Chemical Society), pp. 3–22.
41. Montoya, J.H., Seitz, L.C., Chakhranont, P., Vojvodic, A., Jaramillo, T.F., and Nørskov, J.K. (2016). Materials for solar fuels and chemicals. *Nat. Mater.* *16*, 70–81.
42. Singh, A.R., Rohr, B.A., Schwalbe, J.A., Cargnello, M., Chan, K., Jaramillo, T.F., Chorkendorff, I., and Nørskov, J.K. (2017). Electrochemical ammonia synthesis—the selectivity challenge. *ACS Catal.* *7*, 706–709.
43. Bar-Yosef, B. (1999). Advances in fertigation. In *Advances in Agronomy* (Elsevier), pp. 1–77.
44. Kafkafi, U., and Tarchitzky, J. (2011). Fertigation: a tool for efficient fertilizer and water management (International Fertilizer Industry Association and International Potash Institute).
45. Food and Agriculture Organization of the United Nations (2019). FAOSTAT. <http://www.fao.org/faostat/en/#data/RL>.
46. Food and Agriculture Organization of the United Nations (2014). The state of food and agriculture: innovation in family farming. <http://www.fao.org/3/a-i4040e.pdf>.
47. Lowder, S.K., Skoet, J., and Raney, T. (2016). The number, size, and distribution of farms, smallholder farms, and family farms worldwide. *World Dev.* *87*, 16–29.
48. Appl, M. (2006). Ammonia. In *Ullmann's Encyclopedia of Industrial Chemistry* (John Wiley & Sons, Inc).
49. Berthouex, P.M. (1972). Evaluating economy of scale. *J. Water Pollut. Control Fed.* *44*, 2111–2119.
50. Northern Plains Nitrogen, Northern plains nitrogen to construct \$1.5 billion nitrogen fertilizer production facility northwest of grand forks, Press Release, 2013, <http://northernplainsnitrogen.com/wp-content/uploads/2013/05/Press-Kit-Complete.pdf>.
51. Sommer, R., Bossio, D., Desta, L., Dimes, J., Kihara, J., Koala, S., Mango, N., Rodriguez, D., Thierfelder, C., and Winowiecki, L. (2013). Profitable and sustainable nutrient management systems for East and Southern African smallholder farming systems challenges and opportunities: a synthesis of the Eastern and Southern Africa situation in terms of past experiences, present and future opportunities in promoting nutrients use in Africa (International Center for Tropical Agriculture, The University of Queensland, Queensland Alliance for Agriculture and Food Innovation, and International Maize and Wheat Improvement Center). <https://repository.cimmyt.org/handle/10883/4035>.
52. Huang, W. (2007). Impact of rising natural gas prices on U.S. ammonia supply (US Department of Agriculture). <http://handle.nal.usda.gov/10113/41854>.
53. Etienne, X.L., Trujillo-Barrera, A., and Wiggins, S. (2016). Price and volatility transmissions between natural gas, fertilizer, and corn markets. *Agr. Financ. Rev.* *76*, 151–171.
54. Czuppon, T.A., Knez, S.A., and Rovner, J.M. (2000). Ammonia. In *Kirk-Othmer Encyclopedia of Chemical Technology* (John Wiley & Sons, Inc.), pp. 638–691.
55. International Fertilizer Development Center; United Nations Industrial Development Organization (1998). Fertilizer Manual, Third Edition (Kluwer Academic Publishers in cooperation with United Nations Industrial Development Organization and International Fertilizer Development Center).
56. Wanzala, M., and Groot, R. (2013). Fertilizer market development in sub-Saharan Africa. Proceedings of the International Fertiliser Society, proceedings 731.
57. Chianu, J.N., Chianu, J.N., and Mairura, F. (2011). Mineral fertilizers in the farming systems of sub-saharan africa. a review. *Agron. Sustain. Dev.* *32*, 545–566.
58. Fuentes, P.A., Bumb, B., and Johnson, M. (2012). Improving fertilizer markets in West Africa: the fertilizer supply chain in Senegal (International Fertilizer Development Center and International Food Policy Research Institute). <https://africafertilizer.org/wp-content/uploads/2017/04/The-Fertilizer-Supply-Chain-in-Senegal.pdf>.
59. Fuentes, P.A., Bumb, B., and Johnson, M. (2012). Improving fertilizer markets in West Africa: the fertilizer supply chain in Nigeria (International Fertilizer Development Center and International Food Policy Research Institute, Technical Report (US Agency for International Development and International Fertilizer Development Center).
60. Fuentes, P.A., Bumb, B., and Johnson, M. (2012). Improving fertilizer markets in West Africa: the fertilizer supply chain in Nigeria (International Fertilizer Development Center and International Food Policy Research Institute). <https://africafertilizer.org/wp-content/uploads/2017/04/The-Fertilizer-Supply-Chain-in-Nigeria.pdf>.
61. Bumb, B.L., Johnson, M.E., and Fuentes, P.A. (2011). Policy options for improving regional fertilizer markets in West Africa, discussion paper 01084 (International Food Policy Research Institute and International Fertilizer Development Center).
62. Fuentes, P.A. (2018). Transitioning from government control to a larger private sector participation in the Ghanaian fertilizer market, policy brief (US Agency for International Development and International Fertilizer Development Center).
63. Food and Agriculture Organization of the United Nations; International Fund for Agricultural Development; UNICEF; World Food Programme; World Health Organization (2017). The state of food security and nutrition in the world 2017: building resilience for peace and food security. <http://www.fao.org/3/a-i7695e.pdf>.

64. AfricaFertilizer.org (2017). Urea price in Ghana 2017. <https://africafertilizer.org/ghana/#tab-id-3>.
65. Weyrauch, T., and Herstatt, C. (2016). What is frugal innovation? Three defining criteria. *J. Frugal Innov.* 2. <https://doi.org/10.1186/s40669-016-0005-y>.
66. Lonnen, J., Kilvington, S., Kehoe, S.C., Al-Touati, F., and McGuigan, K.G. (2005). Solar and photocatalytic disinfection of protozoan, fungal and bacterial microbes in drinking water. *Water Res.* 39, 877–883.
67. McGuigan, K.G., Conroy, R.M., Mosler, H.-J., du Preez, M., Ubomba-Jaswa, E., and Fernandez-Ibañez, P. (2012). Solar water disinfection (SODIS): a review from bench-top to roof-top. *J. Hazard. Mater.* 235–236, 29–46.
68. Argus (2018). Argus Monthly Urea Outlook, technical report issue 18-8 (Argus Media Group).
69. Grundt, T. (1982). Hydrogen by water electrolysis as basis for small scale ammonia production. a comparison with hydrocarbon based technologies. *Int. J. Hydrogen Energy* 7, 247–257.
70. Pfromm, P.H. (2017). Towards sustainable agriculture: fossil-free ammonia. *J. Renew. Sustain. Energy* 9, 034702.
71. Lehmann, J. (2007). Bio-energy in the black. *Front. Ecol. Environ.* 5, 381–387.
72. Lehmann, J. (2007). A handful of carbon. *Nature* 447, 143–144.
73. Glaser, B., Lehmann, J., and Zech, W. (2002). Ameliorating physical and chemical properties of highly weathered soils in the tropics with charcoal - a review. *Biol. Fertil. Soils* 35, 219–230.
74. Wright, M.M., Satrio, J.A., Brown, R.C., Daugaard, D.E., and Hsu, D.D. (2010). Techno-economic analysis of biomass fast pyrolysis to transportation fuels (National Renewable Energy Laboratory). <https://www.nrel.gov/docs/fy11osti/46586.pdf>.
75. Galinato, S.P., Yoder, J.K., and Granatstein, D. (2011). The economic value of biochar in crop production and carbon sequestration. *Energy Policy* 39, 6344–6350.
76. Bicer, Y., and Dincer, I. (2018). Exergoeconomic analysis and optimization of a concentrated sunlight-driven integrated photoelectrochemical hydrogen and ammonia production system. *J. Hydrogen Energy*. <https://doi.org/10.1016/j.jhydene.2018.10.074>
77. Bicer, Y., and Dincer, I. (2017). Assessment of a sustainable electrochemical ammonia production system using photoelectrochemically produced hydrogen under concentrated sunlight. *ACS Sustain. Chem. Eng.* 5, 8035–8043.
78. Keeler, B.L., Gourevitch, J.D., Polasky, S., Isbell, F., Tessum, C.W., Hill, J.D., and Marshall, J.D. (2016). The social costs of nitrogen. *Sci. Adv.* 2, e1600219.
79. Meyer, B.L., and Shepherd, N.S. (2016). Nutrient balance and nitrogen cycling in a multistage, multispecies space farm. In AIAA SPACE 2016 (American Institute of Aeronautics and Astronautics).
80. Skúlason, E., Bligaard, T., Gudmundsdóttir, S., Studt, F., Rossmeisl, J., Abild-Pedersen, F., Vegge, T., Jónsson, H., and Nørskov, J.K. (2012). A theoretical evaluation of possible transition metal electro-catalysts for N<sub>2</sub> reduction. *Phys. Chem. Chem. Phys.* 14, 1235–1245.
81. Smil, V. (1999). Nitrogen in crop production: an account of global flows adds recycled in organic up by harvested and quantification of N losses from crop to 26-60. *Global Biogeochem. Cycles* 13, 647–662.
82. Unkovich, M.J., Baldock, J., and Peoples, M.B. (2009). Prospects and problems of simple linear models for estimating symbiotic N<sub>2</sub> fixation by crop and pasture legumes. *Plant Soil* 329, 75–89.
83. Herridge, D.F., Peoples, M.B., and Boddey, R.M. (2008). Global inputs of biological nitrogen fixation in agricultural systems. *Plant Soil* 311, 1–18.
84. Goyal, M. (2016). Water and Fertigation Management in Micro Irrigation (Apple Academic Press).
85. Kadyampakeni, D.M., Morgan, K.T., Nkedi-Kizza, P., and Kasozi, G.N. (2015). Nutrient management options for Florida citrus: a review of NPK application and analytical methods. *J. Plant Nutr.* 38, 568–583.
86. Morgan, K.T., Wheaton, T.A., Castle, W.S., and Parsons, L.R. (2009). Response of young and maturing citrus trees grown on a sandy soil to irrigation scheduling, nitrogen fertilizer rate, and nitrogen application method. *HortScience* 44, 145–150.
87. Mohammad, M.J., and Zuraiqi, S. (2002). Enhancement of yield and nitrogen and water use efficiencies by nitrogen dripfertigation of garlic. *J. Plant Nutr.* 26, 1749–1766.
88. Feng, Z., Kang, Y., Wan, S., and Liu, S. (2017). Effect of drip fertigation on potato productivity with basal application of loss control fertilizer in sandy soil. *Irrig. Drain.* 67, 210–221.
89. Willis, L.E., Davies, F.S., and Graetz, D.A. (1991). Fertigation and growth of young Hamlin orange trees in Florida. *HortScience* 26, 106–109.
90. Bryla, D.R., Dickson, E., Shenk, R., Johnson, R.S., Crisosto, C.H., and Trout, T.J. (2005). Influence of irrigation method and scheduling on patterns of soil and tree water status and its relation to yield and fruit quality in peach. *HortScience* 40, 2118–2124.
91. Phocaidis, A. (2007). Fertigation. In *Handbook on Pressurized Irrigation Techniques*, Second Edition (Food and Agriculture Organization of the United Nations).
92. Papadopoulos, I. (1988). Nitrogen fertigation of trickle-irrigated potato. *Fert. Res.* 16, 157–167.
93. You, L., Ringler, C., Wood-Sichra, U., Robertson, R., Wood, S., Zhu, T., Nelson, G., Guo, Z., and Sun, Y. (2011). What is the irrigation potential for Africa? a combined biophysical and socioeconomic approach. *Food Policy* 36, 770–782.
94. Gonçalves, M., Sánchez-García, L., Oliveira Jardim, Ed., Silvestre-Albero, J., and Rodríguez-Reinoso, F. (2011). Ammonia removal using activated carbons: effect of the surface chemistry in dry and moist conditions. *Environ. Sci. Technol.* 45, 10605–10610.
95. Heckman, J. (2006). A history of organic farming: transitions from Sir Albert Howard's war in the soil to USDA national organic program. *Renew. Agric. Food Syst.* 21, 143150.
96. Li, Y., Zhang, F., Yang, M., Zhang, J., and Xie, Y. (2019). Impacts of biochar application rates and particle sizes on runoff and soil loss in small cultivated loess plots under simulated rainfall. *Sci. Total Environ.* 649, 1403–1413.
97. Chidumayo, E. (1994). Effects of wood carbonization on soil and initial development of seedlings in miombo woodland, Zambia. *For. Ecol. Manage.* 70, 353–357.
98. Ye, W. (2003). Application of near-infrared spectroscopy for determination of nutrient contents in manure (Iowa State University), PhD thesis.
99. McHenry, M.P. (2009). Agricultural bio-char production, renewable energy generation and farm carbon sequestration in Western Australia: certainty, uncertainty and risk. *Agric. Ecosyst. Environ.* 129, 1–7.
100. Naz, M.Y., and Sulaiman, S.A. (2016). Slow release coating remedy for nitrogen loss from conventional urea: a review. *J. Control. Release* 225, 109–120.
101. Conley, D.J., Paerl, H.W., Howarth, R.W., Boesch, D.F., Seitzinger, S.P., Havens, K.E., Lancelot, C., and Likens, G.E. (2009). Ecology. Controlling eutrophication: nitrogen and phosphorus. *Science* 323, 1014–1015.
102. Shindo, J., Okamoto, K., and Kawashima, H. (2006). Prediction of the environmental effects of excess nitrogen caused by increasing food demand with rapid economic growth in eastern Asian countries, 1961–2020. *Ecol. Modell.* 193, 703–720.
103. Ravishankara, A.R., Daniel, J.S., and Portmann, R.W. (2009). Nitrous oxide (N<sub>2</sub>O): the dominant ozone-depleting substance emitted in the 21st century. *Science* 326, 123–125.
104. Angle, J.S., Singh, U., Dimkpa, C.O., Hellums, D., and Bindraban, P.S. (2017). Role of fertilisers for climate-resilient agriculture. *Proceedings of the International Fertiliser Society, proceedings* 802.
105. Flink, M., Pettersson, R., and Andren, O. (1995). Growth dynamics of winter wheat in the field with daily fertilization and irrigation. *J. Agron. Crop Sci.* 174, 239–252.
106. McDaniel, N.D., and Bernhard, S. (2010). Solar fuels: thermodynamics, candidates, tactics, and figures of merit. *Dalton Trans.* 39, 10021–10030.
107. Highfield, J. (2015). Advances and recent trends in heterogeneous photo(electro)-catalysis for solar fuels and chemicals. *Molecules* 20, 6739–6793.

108. Davis, S.J., Lewis, N.S., Shaner, M., Aggarwal, S., Arent, D., Azevedo, I.L., Benson, S.M., Bradley, T., Brouwer, J., Chiang, Y.-M., et al. (2018). Net-zero emissions energy systems. *Science* 360, eaas9793.
109. Herron, J.A., Kim, J., Upadhye, A.A., Huber, G.W., and Maravelias, C.T. (2015). A general framework for the assessment of solar fuel technologies. *Energy Environ. Sci.* 8, 126–157.
110. Nakamura, A., Ota, Y., Koike, K., Hidaka, Y., Nishioka, K., Sugiyama, M., and Fujii, K. (2015). A 24.4% solar to hydrogen energy conversion efficiency by combining concentrator photovoltaic modules and electrochemical cells. *Appl. Phys. Express* 8, 107101.
111. Jia, J., Seitz, L.C., Benck, J.D., Huo, Y., Chen, Y., Ng, J.W.D., Bilir, T., Harris, J.S., and Jaramillo, T.F. (2016). Solar water splitting by photovoltaic-electrolysis with a solar-to-hydrogen efficiency over 30. *Nat. Commun.* 7, 13237.
112. Liu, Y., Su, Y., Quan, X., Fan, X., Chen, S., Yu, H., Zhao, H., Zhang, Y., and Zhao, J. (2018). Facile ammonia synthesis from electrocatalytic N<sub>2</sub> reduction under ambient conditions on N-doped porous carbon. *ACS Catal.* 8, 1186–1191.
113. Qiu, W., Xie, X.-Y., Qiu, J., Fang, W.-H., Liang, R., Ren, X., Ji, X., Cui, G., Asiri, A.M., Cui, G., et al. (2018). High-performance artificial nitrogen fixation at ambient conditions using a metal-free electrocatalyst. *Nat. Commun.* 9, 3485.
114. Song, Y., Johnson, D., Peng, R., Hensley, D.K., Bonnesen, P.V., Liang, L., Huang, J., Yang, F., Zhang, F., Qiao, R., et al. (2018). A physical catalyst for the electrolysis of nitrogen to ammonia. *Sci. Adv.* 4, e1700336.
115. Zhang, R., Ren, X., Shi, X., Xie, F., Zheng, B., Guo, X., and Sun, X. (2018). Enabling effective electrocatalytic N<sub>2</sub> conversion to NH<sub>3</sub> by the TiO<sub>2</sub> nanosheets array under ambient conditions. *ACS Appl. Mater. Interfaces* 10, 28251–28255.
116. Burney, H.S. (1993). Membrane chlor-alkali process. In *Modern Aspects of Electrochemistry*, R.E. White, B.E. Conway, and J.O. Bockris, eds. (Springer US), pp. 393–438.
117. Leroy, R. (1983). Industrial water electrolysis: present and future. *Int. J. Hydrogen Energy* 8, 401–417.
118. (2016). Proton OnSite MW electrolyser passes half-million cell hours. *Fuel Cells Bull.* 2016, 8, [https://doi.org/10.1016/S1464-2859\(16\)70019-8](https://doi.org/10.1016/S1464-2859(16)70019-8).
119. Shiraishi, Y., Shiota, S., Kofuji, Y., Hashimoto, M., Chishiro, K., Hirakawa, H., Tanaka, S., Ichikawa, S., and Hirai, T. (2018). Nitrogen fixation with water on carbon-nitride-based metal-free photocatalysts with 0.1% solar-to-ammonia energy conversion efficiency. *ACS Appl. Energy Mater.* 1, 4169–4177.
120. Huang, S., Miao, Y., Cao, Q., Yao, Y., Zhao, G., Yu, W., Shen, J., Yu, K., and Bareth, G. (2018). A new critical nitrogen dilution curve for rice nitrogen status diagnosis in northeast China. *Pedosphere* 28, 814–822.
121. Waller, P., and Yitayew, M. (2016). Chemigation. In *Irrigation and Drainage Engineering* (Springer International Publishing), pp. 327–341.
122. Stockle, C., and Debaeke, P. (1997). Modeling crop nitrogen requirements: a critical analysis. *Eur. J. Agron.* 7, 161–169.
123. Fujishima, A., and Honda, K. (1972). Electrochemical photolysis of water at a semiconductor electrode. *Nature* 238, 37–38.
124. Hardee, K.L., and Bard, A.J. (1976). Semiconductor electrodes V. The application of chemically vapor deposited iron oxide films to photosensitized electrolysis. *J. Electrochem. Soc.* 123, 1024–1026.
125. Birnie, M., Riffat, S., and Gillott, M. (2006). Photocatalytic reactors: design for effective air purification. *Int. J. Low Carbon Technol.* 1, 47–58.
126. Bhatkhande, D.S., Pangarkar, V.G., and Beenackers, A.A. (2001). Photocatalytic degradation for environmental applications - a review. *J. Chem. Technol. Biotechnol.* 77, 102–116.
127. Parkin, I.P., and Palgrave, R.G. (2005). Self-cleaning coatings. *J. Mater. Chem.* 15, 1689.
128. Seitz, L.C., Chen, Z., Forman, A.J., Pinaud, B.A., Benck, J.D., and Jaramillo, T.F. (2014). Modeling practical performance limits of photoelectrochemical water splitting based on the current state of materials research. *ChemSusChem* 7, 1372–1385.
129. Seger, B., Hansen, O., and Vesborg, P.C.K. (2016). A flexible web-based approach to modeling tandem photocatalytic devices. *Solar RRL* 1, e201600013.
130. Davies, J.A., Boucher, D.L., and Edwards, J.G. (1995). The question of artificial photosynthesis of ammonia on heterogeneous catalysts. In *Advances in Photochemistry, Volume 19*, D.C. Neckers, D.H. Volman, and G. von Büna, eds. (John Wiley & Sons, Inc.), pp. 235–310.
131. Comer, B.M., and Medford, A.J. (2018). Analysis of photocatalytic nitrogen fixation on rutile TiO<sub>2</sub> (110). *ACS Sustain. Chem. Eng.* 6, 4648–4660.
132. Comer, B.M., Liu, Y.-H., Dixit, M.B., Hatzell, K.B., Ye, Y., Crumlin, E.J., Hatzell, M.C., and Medford, A.J. (2018). The role of adventitious carbon in photo-catalytic nitrogen fixation by titania. *J. Am. Chem. Soc.* 140, 15157–15160.
133. McPherson, I.J., Sudmeier, T., Fellowes, J., and Tsang, S.C.E. (2019). Materials for electrochemical ammonia synthesis. *Dalton Trans.* 48, 1562–1568.
134. McEnaney, J.M., Singh, A.R., Schwalbe, J.A., Kibsgaard, J., Lin, J.C., Cargnello, M., Jaramillo, T.F., and Nørskov, J.K. (2017). Ammonia synthesis from N<sub>2</sub> and H<sub>2</sub>O using a lithium cycling electrification strategy at atmospheric pressure. *Energy Environ. Sci.* 10, 1621–1630.
135. Lazouski, N., Schiffer, Z.J., Williams, K., and Manthiram, K. (2019). Understanding continuous lithium-mediated electrochemical nitrogen reduction. *Joule* 3, 1127–1139.
136. Hawtof, R., Ghosh, S., Guarr, E., Xu, C., Sankaran, R.M., and Renner, J.N. (2019). Catalyst-free, highly selective synthesis of ammonia from nitrogen and water by a plasma electrolytic system. *Sci. Adv.* 5, eaat5778.
137. Hirakawa, H., Hashimoto, M., Shiraishi, Y., and Hirai, T. (2017). Photocatalytic conversion of nitrogen to ammonia with water on surface oxygen vacancies of titanium dioxide. *J. Am. Chem. Soc.* 139, 10929–10936.
138. Jiao, Y., Zheng, Y., Jaroniec, M., and Qiao, S.Z. (2015). Design of electrocatalysts for oxygen- and hydrogen-involving energy conversion reactions. *Chem. Soc. Rev.* 44, 2060–2086.
139. Seh, Z.W., Kibsgaard, J., Dickens, C.F., Chorkendorff, I., Nørskov, J.K., and Jaramillo, T.F. (2017). Combining theory and experiment in electrocatalysis: insights into materials design. *Science* 355, eaad4998.
140. Wiesler, F. (1998). Comparative assessment of the efficacy of various nitrogen fertilizers. *J. Crop Prod.* 1, 81–114.
141. Yao, B., Cao, J., Zhao, C., and Rengel, Z. (2011). Influence of ammonium and nitrate supply on growth, nitrate reductase activity and n-use efficiency in a natural hybrid pine and its parents. *J. Plant Ecol.* 4, 275–282.
142. Mancino, C., and Troll, J. (1990). Nitrate and ammonium leaching losses from n fertilizers applied to 'penncross' creeping bentgrass. *HortScience* 25, 194–196.
143. National Research Council (1995). Nitrate and nitrite in drinking water (The National Academies Press).
144. Bickley, R.I., and Vishwanathan, V. (1979). Photocatalytically induced fixation of molecular nitrogen by near UV radiation. *Nature* 280, 306–308.
145. Yuan, S.-J., Chen, J.-J., Lin, Z.-Q., Li, W.-W., Sheng, G.-P., and Yu, H.-Q. (2013). Nitrate formation from atmospheric nitrogen and oxygen photocatalysed by nano-sized titanium dioxide. *Nat. Commun.* 4, 2249.
146. Wang, Y., Yu, Y., Jia, R., Zhang, C., and Zhang, B. (2019). Electrochemical synthesis of nitric acid from air and ammonia through waste utilization. *Natl. Sci. Rev.* <https://doi.org/10.1093/nsr/nwz019>.
147. Dhar, N., Seshacharyulu, E., and Biswas, N. (1941). New aspects of nitrogen fixation and loss in soils. *Proc. Natl. Inst. Sci. India* 7, 115–131.
148. Srinivas, B., Kumari, V.D., Sadanandam, G., Hymavathi, C., Subrahmanyam, M., and De, B.R. (2012). Photocatalytic synthesis of urea from in situ generated ammonia and carbon dioxide. *Photochem. Photobiol.* 88, 233–241.
149. Furuya, N., and Yoshida, H. (1989). Electroreduction of nitrogen to ammonia on gas-diffusion electrodes modified by metal phthalocyanines. *J. Electroanal. Chem. Interfacial Electrochem.* 272, 263–266.
150. Lan, R., Irvine, J.T., and Tao, S. (2013). Synthesis of ammonia directly from air and water at ambient temperature and pressure. *Sci. Rep.* 3, 1145.

151. Wang, L., Xia, M., Wang, H., Huang, K., Qian, C., Maravelias, C.T., and Ozin, G.A. (2018). Greening ammonia toward the solar ammonia refinery. *Joule* 2, 1055–1074.
152. Taniguchi, M., Asaoka, H., and Ayuhara, T. (2015). Energy saving air-separation plant based on exergy analysis. *Kobelco Technol. Rev.* 33, 34–38.
153. Hardenburger, T.L., and Ennis, M. (2005). Nitrogen. In *Kirk-Othmer Encyclopedia of Chemical Technology* (John Wiley & Sons, Inc), <https://doi.org/10.1002/0471238961.1409201808011804.a01.pub2>.
154. Smith, A., and Klosek, J. (2001). A review of air separation technologies and their integration with energy conversion processes. *Fuel Process. Technol.* 70, 115–134.
155. Ndegwa, P.M., Vaddella, V.K., Hristov, A.N., and Joo, H.S. (2009). Measuring concentrations of ammonia in ambient air or exhaust air stream using acid traps. *J. Environ. Qual.* 38, 647–653.
156. Yin, S., Chen, K., Srinivasakannan, C., Guo, S., Li, S., Peng, J., and Zhang, L. (2018). Enhancing recovery of ammonia from rare earth wastewater by air stripping combination of microwave heating and high gravity technology. *Chem. Eng. J.* 337, 515–521.
157. Kinidi, L., Tan, I.A.W., Wahab, N.B.A., Tamrin, K.F.B., Hipolito, C.N., and Salleh, S.F. (2018). Recent development in ammonia stripping process for industrial wastewater treatment. *Int. J. Chem. Eng.* 2018, 1–14.
158. Hasanoğlu, A., Romero, J., Pérez, B., and Plaza, A. (2010). Ammonia removal from wastewater streams through membrane contactors: Experimental and theoretical analysis of operation parameters and configuration. *Chem. Eng. J.* 160, 530–537.
159. Hu, Y., and Schmidhalter, U. (2005). Drought and salinity: a comparison of their effects on mineral nutrition of plants. *J. Plant Nutr. Soil Sci.* 168, 541–549.
160. Cole-Hamilton, D.J. (2003). Homogeneous catalysis—new approaches to catalyst separation, recovery, and recycling. *Science* 299, 1702–1706.
161. Vural Gursel, I., Noël, T., Wang, Q., and Hessel, V. (2015). Separation/recycling methods for homogeneous transition metal catalysts in continuous flow. *Green Chem.* 17, 2012–2026.
162. Chen, Z., Jaramillo, T.F., Deutsch, T.G., Kleiman-Shwarscstein, A., Forman, A.J., Gaillard, N., Garland, R., Takanabe, K., Heske, C., Sunkara, M., et al. (2010). Accelerating materials development for photoelectrochemical hydrogen production: standards for methods, definitions, and reporting protocols. *J. Mater. Res.* 25, 3–16.
163. McCrory, C.C.L., Jung, S., Peters, J.C., and Jaramillo, T.F. (2013). Benchmarking heterogeneous electrocatalysts for the oxygen evolution reaction. *J. Am. Chem. Soc.* 135, 16977–16987.
164. McCrory, C.C.L., Jung, S., Ferrer, I.M., Chatman, S.M., Peters, J.C., and Jaramillo, T.F. (2015). Benchmarking hydrogen evolving reaction and oxygen evolving reaction electrocatalysts for solar water splitting devices. *J. Am. Chem. Soc.* 137, 4347–4357.
165. Smith, W.A. (2016). Photoelectrochemical cell design, efficiency, definitions, standards, and protocols. In *Photoelectrochemical Solar Fuel Production*, S. Giménez and J. Bisquert, eds. (Springer International Publishing), pp. 163–197.
166. Bligaard, T., Bullock, R.M., Campbell, C.T., Chen, J.G., Gates, B.C., Gorte, R.J., Jones, C.W., Jones, W.D., Kitchin, J.R., and Scott, S.L. (2016). Toward benchmarking in catalysis science: best practices, challenges, and opportunities. *ACS Catal.* 6, 2590–2602.
167. Martín, A.J., Shinagawa, T., and Pérez-Ramírez, J. (2018). Electrocatalytic reduction of nitrogen: from Haber-Bosch to ammonia artificial leaf. *Chem* 5, 263–283.
168. Suryanto, B.H.R., Du, H.-L., Wang, D., Chen, J., Simonov, A.N., and MacFarlane, D.R. (2019). Challenges and prospects in the catalysis of electroreduction of nitrogen to ammonia. *Nature Catal.* 2, 290–296.
169. US Department of Energy (2016). Manufacturing cost analysis of PEM fuel cell systems for 5- and 10-kW backup power applications, [https://www.energy.gov/sites/prod/files/2016/12/f34/fcto\\_cost\\_analysis\\_pem\\_fc\\_5-10kw\\_backup\\_power\\_0.pdf](https://www.energy.gov/sites/prod/files/2016/12/f34/fcto_cost_analysis_pem_fc_5-10kw_backup_power_0.pdf).
170. Kuhl, K.P., Cave, E.R., Abram, D.N., and Jaramillo, T.F. (2012). New insights into the electrochemical reduction of carbon dioxide on metallic copper surfaces. *Energy Environ. Sci.* 5, 7050.
171. Greenlee, L.F., Renner, J.N., and Foster, S.L. (2018). The use of controls for consistent and accurate measurements of electrocatalytic ammonia synthesis from dinitrogen. *ACS Catal.* 8, 7820–7827.
172. Gao, X., Wen, Y., Qu, D., An, L., Luan, S., Jiang, W., Zong, X., Liu, X., and Sun, Z. (2018). Interference effect of alcohol on Nessler's reagent in photocatalytic nitrogen fixation. *ACS Sustain. Chem. Eng.* 6, 5342–5348.
173. Zhao, Y., Shi, R., Bian, X., Zhou, C., Zhao, Y., Zhang, S., Wu, F., Waterhouse, G.I.N., Wu, L.-Z., Tung, C.-H., and Zhang, T. (2019). Ammonia detection methods in photocatalytic and electrocatalytic experiments: how to improve the reliability of NH<sub>3</sub> production rates? *Adv. Sci.* 6, 1802109.
174. Cui, X., Tang, C., and Zhang, Q. (2018). A review of electrocatalytic reduction of dinitrogen to ammonia under ambient conditions. *Adv. Energy Mater.* 8, 1800369.
175. ASTM International (2012). Standard tables for reference solar spectral irradiances: direct normal and hemispherical on 37° tilted surface. ASTM G173 - 03(2012). <https://www.astm.org/Standards/G173.htm>.
176. Zhou, F., Azofra, L.M., Ali, M., Kar, M., Simonov, A.N., McDonnell-Worth, C., Sun, C., Zhang, X., and MacFarlane, D.R. (2017). Electro-synthesis of ammonia from nitrogen at ambient temperature and pressure in ionic liquids. *Energy Environ. Sci.* 10, 2516–2520.
177. Sheets, B.L., and Botte, G.G. (2018). Electrochemical nitrogen reduction to ammonia under mild conditions enabled by a polymer gel electrolyte. *Chem. Commun. (Camb.)* 54, 4250–4253.