



AfricaFertilizer

Data-Driven Decisions for African Food Systems

FERTINEWS

January 2023



AfricaFertilizer.org has rebranded to AfricaFertilizer, relaunched a new version of our website and changed our logo.

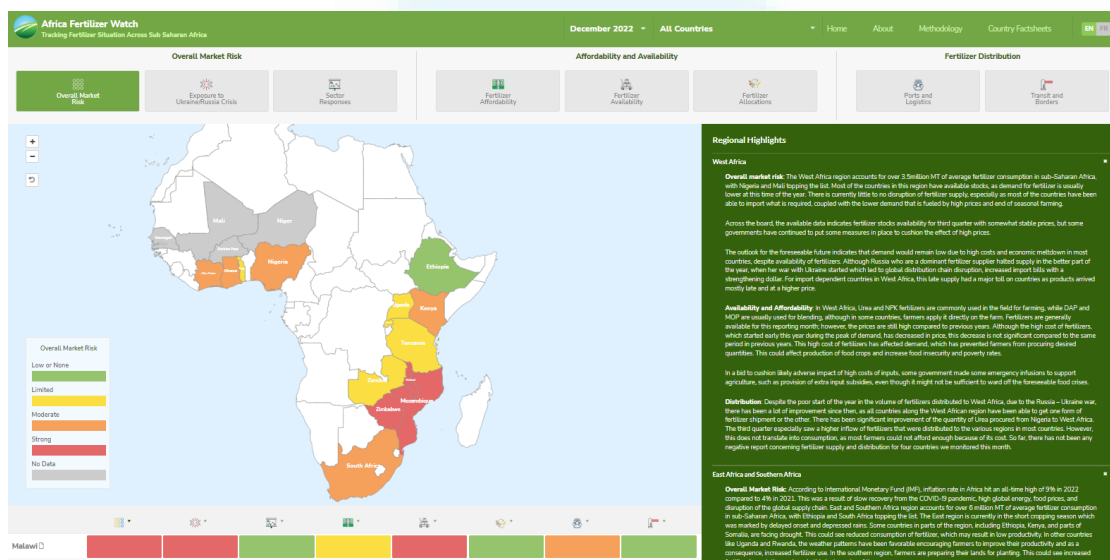
Your favorite newsletter, FertiNews is now quarterly. This is the first edition this year which has information from October to December 2022. Subsequent editions will be sent to you in April, July, and December.



AfricaFertilizer.org has rebranded as AfricaFertilizer and launched our revamped [AfricaFertilizer.org \(AFO\) website](https://AfricaFertilizer.org), in line with our role as the leader in providing reliable, accurate, and timely fertilizer data and information to feed the fertilizer market information systems in sub-Saharan Africa (SSA). Our revamped website provides in-depth data on fertilizer supply chains and availability in 18+ SSA countries, which positions us as the primary source for fertilizer data on the African continent. With our enhanced mandate, we will continue illuminating the fertilizer markets and lead the way to incentivize the fertilizer data environment for investment and profitable policy decision making in SSA.

AfricaFertilizer publishes two key products, the quarterly FertiNews, an e-newsletter on in-country fertilizer market prices, analysis, and situation reports to give an overview of what is happening in each country, and the monthly [Africa Fertilizer Watch](#) which monitors the fertilizer situation across Africa, in terms of the impact from surging global fertilizer prices, availability, and affordability.

AFRICA FERTILIZER WATCH



NATIONAL FERTILIZER MARKET COMMENTS

COTE D'IVOIRE: Demand for fertilizer has dropped drastically since the end of the main growing season and will remain low during January–February 2023. Prices of new imports of fertilizers are expected to decline slightly in light of the downward trend on the international market...

[read more](#)

GHANA: Even though most fertilizer prices in the country were steady for some time, farmers always had concerns about the prices. High inflation during October to December consistently reduced farmers' ability to buy fertilizer...[read more](#)

NIGERIA: In a bid to avert food crises in Nigeria, the International Fund for Agricultural Development (IFAD) has approved a grant of \$5m to support dry season agriculture in Nigeria, following the devastating floods that ravaged parts of the country. The government plans to intensify dry season farming in the country to avert a food crisis...[read more](#)

SENEGAL: The available stock of fertilizer at the distributor level is very low. However, this low fertilizer availability has minimal effect on demand, which is also low at this time because the peak in fertilizer use has passed. In some areas, such as the groundnut basin, land preparation activities are already underway...

[read more](#)

TOGO: During the Forum of Agricultural Producers of Togo, the Head of State noted the importance and the role of agriculture in the economic development of the country and reassured the actors of the commitment of his government to support the agricultural sector...[read more](#)

[Subscribe to our newsletter](#)

[Check out the next Fertilizer and Food Security events](#)

TABLE 1: AVERAGE FERTILIZER MARKET PRICES IN SELECTED COUNTRIES (US\$/TON)

Country	Fertilizer	Type (US\$/Ton)	Oct-22	Nov-22	Dec-22	% Change Nov-Dec		
International Price	DAP (bulk fob Morocco)	FOB	781	750	732	-2%	↘	Low Decrease
International Price	NPK 15-15-15 (fob Morocco)	FOB	753	746	717	-4%	↘	Low Decrease
International Price	Urea (granular bulk fob Nigeria)	FOB	531	450	500	11%	↗	Low Increase
International Price	Urea (prilled bulk fob Black Sea)	FOB	566	505	433	-14%	↘	Low Decrease
Cote d'Ivoire	NPK 15-15-15	Com	1,010	1,046	1,090	4%	↗	Low Increase
Cote d'Ivoire	PK 0-23-19 + 6.5S + 5MgO + 10CaO	Com	898	930	969	4%	↗	Low Increase
Cote d'Ivoire	Urea	Com	1,006	1,042	1,086	4%	↗	Low Increase
Ghana	NPK 20-10-10	Com	673	555	728	31%	↗	Medium Increase
Ghana	NPK 23-10-5	Com	709	595	778	31%	↗	Medium Increase
Ghana	Urea	Com	867	736	978	33%	↗	Medium Increase
Kenya	DAP	Com	1,059	1,045	1,030	-1%	↘	Low Decrease
Kenya	NPK 17-17-17	Com	996	1,029	1,033	0%	↔	Low Increase
Kenya	Urea	Com	1,044	1,037	1,004	-3%	↘	Low Decrease
Mozambique	NPK 12-24-12	Com	1,025	1,031	1,003	-3%	↘	Low Decrease
Mozambique	NPK 23-10-5 +3S + 1Zn	Com	960	1,007	1,038	3%	↗	Low Increase
Mozambique	Urea	Com	1,045	1,026	1,078	5%	↗	Low Increase
Nigeria	NPK 15-15-15	Com	1,174	1,156	1,165	1%	↗	Low Increase
Nigeria	NPK 20-10-10	Com	1,072	1,053	1,072	2%	↗	Low Increase
Nigeria	Urea	Com	923	910	945	4%	↗	Low Increase
Senegal	DAP	Com	1,145	1,185	1,200	1%	↗	Low Increase
Senegal	DAP	Sub	491	509	530	4%	↗	Low Increase
Senegal	NPK 15-15-15	Com	794	851	924	9%	↗	Low Increase
Senegal	NPK 15-15-15	Sub	377	420	437	4%	↗	Low Increase
Senegal	Urea	Com	988	1,009	1,073	6%	↗	Low Increase
Senegal	Urea	Sub	561	581	605	4%	↗	Low Increase
Togo	NPK 15-15-15	Sub	441	457	476	4%	↗	Low Increase
Togo	Urea	Sub	539	558	581	4%	↗	Low Increase

↔ No Change, ↘ Low Decrease (0-25%), ↙ Medium Decrease (25-50%), ↓ High Decrease (>50%), ↗ Low Increase (0-25%), ↗ Medium Increase (25-50%), ↑ High Increase (>50%)

Legend: FOB – Free On Board, Com – Commercial Market Prices, Sub – Subsidized Prices.
All prices have been converted to US\$/Ton with the prevailing exchange rate for the month.

For more prices, visit our [website](#)

ETHIOPIA: NPS, NPSB and Urea fertilizers started arriving at the Djibouti port since 27th December, 2022 and are being transported to warehouses in different regions for the new crop year. Primary cooperatives received quantities allocated for their areas and worked on the distribution price for the short rain planting season, February–April, called Belg...[read more](#)

KENYA: In a bid to encourage use of crop-specific blends to increase yields in Kenya, the Ministry of Agriculture in early December held a meeting on soil mapping activities to harmonize national nutrient deficiency repository to enhance customization of fertilizer blending, based on crop and soil requirements as well as different agro-ecological zones...
[read more](#)

MALAWI: The country's stock levels are steadily decreasing as the planting season is ongoing and is expected to end in the next two months. By the end of 2022, a total of approximately 170,000 MT of fertilizer had been imported, with an additional 34,000 MT imported to date in 2023...[read more](#)

MOZAMBIQUE: African Fertilizer and Agribusiness partnership (AFAP) has launched Sustain Africa (SUSTENTA), in response to the high increases in agro-input costs in the wake of increasing global inflation and the Russia-Ukraine war. During the 2022/2023 crop season, the Ministry of Agriculture and ...

... Rural Development is allocating fertilizer and other agriculture inputs (Seeds and Crop Protection plants) in Niassa, Manica and Sofala Provinces through SUSTENTA Program...[read more](#)

RWANDA: In Q4 of 2022, the Rwandan government increased fertilizer subsidies to cover the biggest percentage of fertilizer costs. Potato farmers began to pay Rwf603 for a kilogram of NPK 17-17-17 fertilizer, 30% less than Rwf882 they were parting with under a subsidy arrangement rolled out in January 2022. The government set the new price and subsidy based on several factors, including the Government's crop intensification program which seeks to increase farm produce through the use of agricultural inputs including quality seeds and chemical fertilizers...[read more](#)

TANZANIA: The Tanzanian government is implementing the 2022/2023 fertilizer subsidy program to enhance farmers' ability to purchase and utilization of improved agricultural inputs, mainly fertilizers. No fertilizer will be sold to farmers out of the subsidy program. It is a request that all farmers need to be electronically registered at farm levels...
[read more](#)

UGANDA: Sowing of the second season crops ended in November. Demand for fertilizer is expected to decrease in January before increasing again as the main planting season approaches. ...[read more](#)

ZAMBIA: Fertilizer demand is expected to ease in the country as planting activities for the 2022/23 farming season will be concluding with Urea demand coming to an end as the majority of the farmers' window for application closes...[read more](#)

TABLE 2: INTERNATIONAL FERTILIZER MARKET PRICES & COMMENTS

MONTHLY AVERAGE	Oct-22	Nov-22	Dec-22	1 month % Change
Urea (prilled bulk fob Black Sea)	566	505	433	-14%
Urea (granular, Middle East-all), fob bulk	607	542	476	-12%
Urea (granular bulk fob Nigeria)	619	549	495	-10%
Ammonia (fob North Africa)	1,139	1,051	966	-8%
DAP (bulk fob Morocco)	781	750	732	-2%
DAP (bulk fob Russia Baltic/Black Sea)	662	650	645	-1%
DAP (bulk fob Saudi Arabia) [KSA]	724	730	712	-2%
MAP (Morocco), fob bulk	746	688	698	1%
TSP (bulk fob Morocco)	601	559	552	-1%
Phosphate rock (69% BPL bulk fob north Africa)	310	310	310	0%
Potash standard MOP (bulk fob Jordan)	713	678	643	-5%
Potash Granular MOP bulk fob Baltic/Black Sea	689	622	536	-14%
SOP (standard, NW Europe) € Fob bulk	950	950	947	0%
NPK 15-15-15 (fob Morocco)	753	746	717	-4%

Prices are FOB and in US\$/Ton.

Source: [Argus Media](#)

Algeria: AOA offered January cargoes to traders at around \$540/t fob for Europe and Americas markets on price formula, but nothing traded. Limited trade was reported at around \$525/t fob for shipment into Europe, but overall trade was thin. AOA offered cargoes for Europe anywhere between \$530-600/t fob as the market moved, while Sorfert cargoes still appear directed in part towards Brazil amid thin European demand.

East Africa: DAP was priced at \$694-714/t cfr on latest indications. Domestic demand was muted as buyers were hesitant to commit to deals while prices were falling. Government-subsidized DAP was sold in Kenya at Ksh5,300/ 50kg bag, down from Ksh6,000-6,200/bag indicated. The bulk carrier Venture Luck bearing 22,000t DAP and 17,000t of TSP from Morocco was scheduled to arrive in Mombasa on 11 December. A cargo ...

... of Saudi Arabian DAP was reported to arrive in January. Since the beginning of August this year the ports of Dar-es-Salaam and Mombasa have each received 120,000t of Moroccan DAP, Argus understands.

Egypt: Latest indications for Egyptian 26pc P₂O₅ phosphate rock ranged \$60-65/t fob for bulk shipments from Red Sea ports - down from trade at \$75/t fob and above. But there has been no business at these levels as buyers were waiting out further price declines. NCIC sold 20,000t of 52pc P₂O₅ phosphoric acid under its 1 December tender, with the sale priced at \$1,050/t fob. Egypt's NCIC closed a sales tender, offering 30,000t of 52pc phosphoric acid.

Morocco: DAP fob Morocco fell to \$700-765/t fob, down from \$705-790/ t fob, reflecting softer levels in India and lower indications from other north African origins. OCP has sold 5,000t of DAP to Western Europe, loaded in December, reflecting a price range of \$765-800/t fob.

South Africa: Granular MOP indications were in the range of \$700- 760/t cfr, down as assessment of \$760-810/t cfr, as falling international prices continued to heap pressure on South African prices. Importers kept a close eye on the soft international prices and were reluctant to step in for more products, unless prices move down to a more attractive level that was closer aligned to the Brazilian cfr price.

[Argus Media](#)

Copyright © 2023 Argus Media group. All rights reserved.

All intellectual property rights in the data and other information published on this page ("Data") are the exclusive property of Argus and and/or its licensors and may only be used under licence from Argus. Without limiting the foregoing, by reading this page you agree that you will not copy or reproduce any part of its contents in any form or for any purpose whatsoever without the prior written consent of Argus.

IN THE NEWS

AfricaFertilizer Rebranded, November 2022



Mr. PS Harry Kimtai launching the AfricaFertilizer in Nairobi, Kenya

AfricaFertilizer in partnership with Development Gateway, an IREX Venture, will be launching the new Africa Fertilizer website on Tuesday, November 29th. The launch will be a two-day event bringing together the private sector, national governments, the African Union Commission (AUC), FAO, development partners aimed at promoting the collaborative use of AFO's data to make informed decisions that address and respond to key issues of availability, policy, price and use in the fertilizer sector. The launch will be preceded by an in-person side event on the 28th of November. We will also be rebranding a new look for AFO in line with our scope and mandate as well as our increasing data role in the fertilizer market information systems in sub-Saharan Africa (SSA)... [read more](#)



Norway's agency to boost fertilizer supply to 850,000 African smallholder farmers: January 25, 2023

The African Fertilizer Financing Mechanism (AFFM) has received a \$10.15 million financing from the Norwegian Agency for Development Cooperation (NORAD) destined to support agricultural projects for small scale farmers in Kenya, Mozambique and Uganda...[read more](#)



Madagascar seeks Moroccan fertilizer investment: January 02, 2023

Madagascar is seeking an investment from Morocco in the fertilizer sector as part of its efforts to achieve farming self-sufficiency, President Andry Rajoelina said...[read more](#)



The Federal Government Approves Funds for Limestone Granule Factory in Ebonyi: January 6, 2023

In a statement issued in Abakaliki on Friday by Mr Chooks Oko, Special Assistant on Media to Governor David Umahi, it was stated that the factory, located at Okpoto in the Ishielu Local Government area, had arrangements for constant power supply in the area and the neighboring communities to Ebonyi...[read more](#)




The Federal Government to spend N3bn on fertilizers for farmers in Adamawa, Kaduna, and 18 other States: January 13, 2023

The Federal Government is to spend the sum of N3,009,308,038 to provide fertilizer inputs to farmers in twenty states across the country. The amount is to be spent in the 2023 fiscal year...[read more](#)

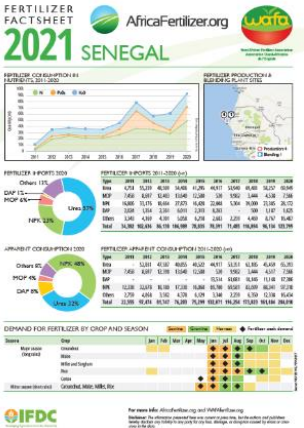
The Leader of Fertilizer Data and Information in Africa

Supporting market transparency, improved decision making, and a more prosperous agriculture sector

LEARN MORE



2022
Register of
FERTILIZER
Manufacturing & Processing Facilities
in Sub-Saharan Africa
6th Edition



FERTILIZER FACTSHEET 2021 SENEGAL

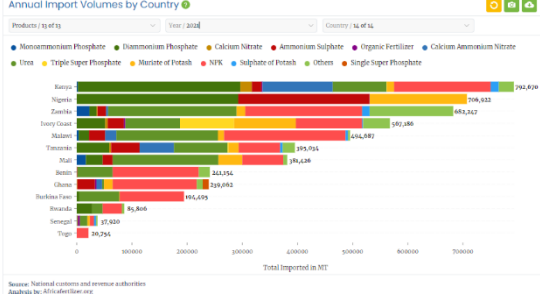
FERTILIZER CONSUMPTION IN SENEGAL (2011-2020)

FERTILIZER PRODUCTION IN SENEGAL (2011-2020)

FERTILIZER EXPORTS IN SENEGAL (2011-2020)

FERTILIZER IMPORTS IN SENEGAL (2011-2020)

FERTILIZER CONSUMPTION BY CROP AND SEASON



Annual Import Volumes by Country

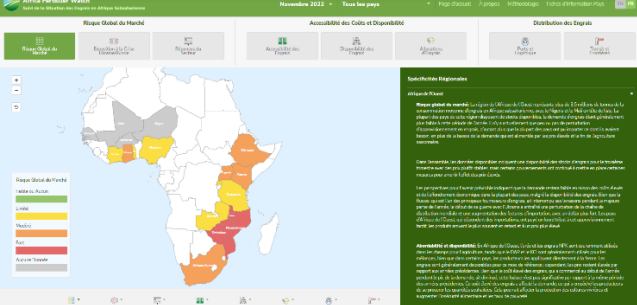
Year: 2020

Country: SA of S

Legend: Monoammonium Phosphate, Diammonium Phosphate, Calcium Nitrate, Ammonium Sulphate, Organic Fertilizer, Calcium Ammonium Nitrate, Urea, Triple Super Phosphate, Muriate of Potash, NPK, Sulphate of Potash, Others, Single Super Phosphate

Country	Total Imported (in MT)
Senegal	294,828
Nigeria	108,812
Zambia	68,212
Kenya	56,186
Malawi	44,882
Tanzania	35,915
Mali	34,234
Senegal	32,754
Chad	29,091
Burkina Faso	15,419
Sierra Leone	8,806
Senegal	5,438
Togo	34,234


PRODUCTS



Africa Fertilizer Watch

November 2022

Risque Global du Marché, Accessibilité des Céréales et Disponibilité, Distribution des Espèces



FERTILIZER STATISTICS OVERVIEW MALAWI 2016 - 2021

2022 Edition_Lore1



In partnership with



IFDC Kenya, c/o Icipe Campus, Duduville, Kasarani off Thika Road, P.O. Box 30772-00100, Nairobi, Kenya

For more information, contact info@africafertilizer.org

www.africafertilizer.org