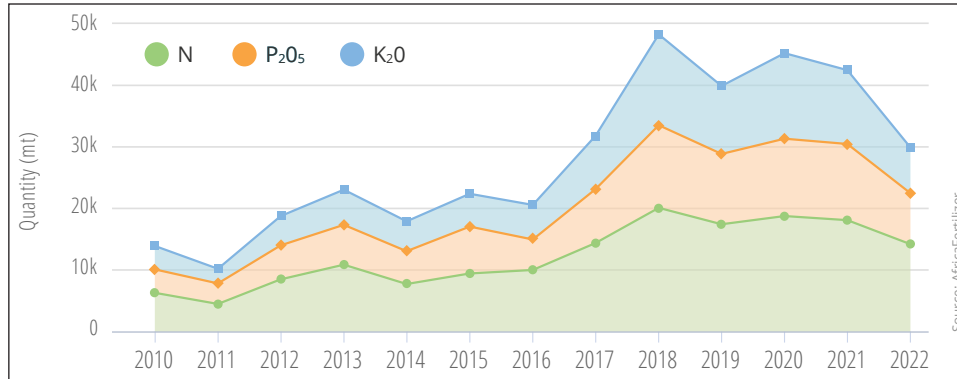
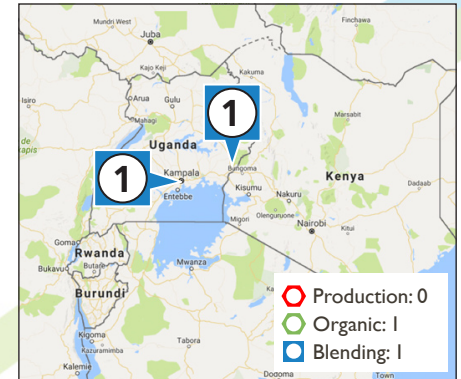




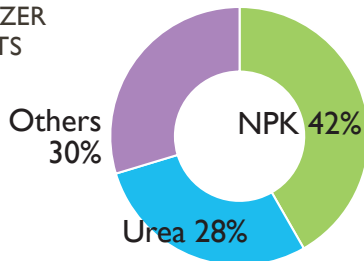
FERTILIZER CONSUMPTION IN NUTRIENTS, 2010-2022



FERTILIZER PRODUCTION & BLENDING PLANT SITES



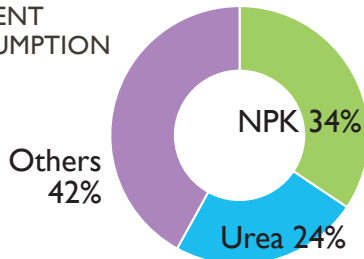
FERTILIZER IMPORTS 2022



FERTILIZER IMPORTS 2013-2022 (MT)

Type	2013	2014	2015	2016	2017	2018	2019	2020	2021	2022
NPK	31,315	28,774	26,569	24,507	44,394	64,543	47,220	64,442	52,409	23,086
Urea	11,902	5,723	6,955	9,271	11,225	16,256	15,313	12,543	14,447	15,831
DAP	2,098	1,822	1,837	3,458	3,148	4,452	6,570	3,279	7,710	8,099
MOP	1,744	346	1,385	2,280	1,607	4,701	3,223	1,740	3,176	3,696
Others	4,573	5,317	9,954	9,496	6,323	10,169	15,723	14,625	18,311	16,418
Total	51,633	41,982	46,700	49,013	66,697	100,120	88,048	96,629	96,053	67,130

APPARENT CONSUMPTION 2022



FERTILIZER APPARENT CONSUMPTION 2013-2022 (MT)

Type	2013	2014	2015	2016	2017	2018	2019	2020	2021	2022
NPK	31,254	28,708	26,557	24,405	44,187	64,487	47,160	64,370	50,530	23,015
Urea	11,752	5,690	6,900	9,239	11,089	16,190	15,313	12,543	14,431	15,831
Others	8,405	7,382	13,124	13,031	11,058	19,307	25,141	19,431	29,117	28,094
Total	51,411	41,780	46,581	46,676	66,334	99,983	87,613	96,344	94,078	66,940

DEMAND FOR FERTILIZER BY CROP AND SEASON

Season	Crop	Sowing Growing Harvest											
		Jan	Feb	Mar	Apr	May	Jun	Jul	Aug	Sep	Oct	Nov	Dec
Major season (long rains)	Maize (North)				◆	◆	◆						
	Maize (South)		◆	◆	◆								
	Millet (North)				◆	◆							
	Millet (South)		◆	◆	◆								
	Rice		◆	◆	◆								
	Groundnut		◆	◆									
	Sorghum						◆	◆	◆	◆	◆	◆	◆
	Soybean							◆	◆	◆	◆	◆	◆
	Cotton						◆	◆	◆	◆	◆	◆	◆
	Cotton (Busia)				◆	◆	◆	◆	◆	◆	◆	◆	◆
Minor season (short rains)	Maize and Millet (South)									◆	◆	◆	
	Rice									◆	◆	◆	
	Groundnut									◆	◆	◆	