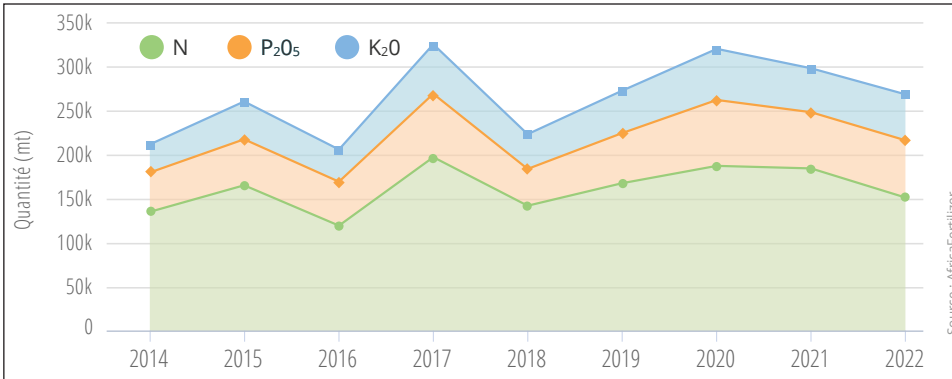
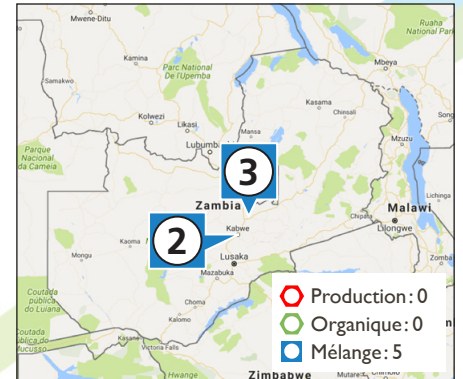




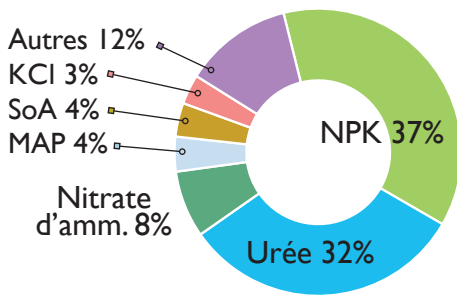
CONSOMMATION D'ENGRAIS EN NUTRIMENTS, 2014-2022



SITES D'USINES DE PRODUCTION ET DE MÉLANGE D'ENGRAIS



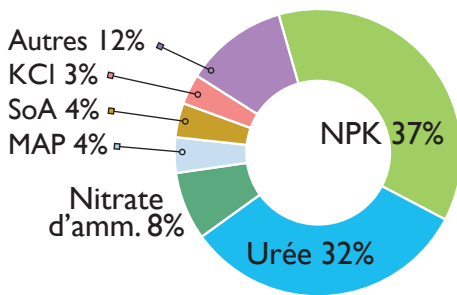
IMPORTATIONS D'ENGRAIS 2022



IMPORTATIONS D'ENGRAIS 2014-2022 (MT)

Type	2014	2015	2016	2017	2018	2019	2020	2021	2022
NPK	105,025	85,717	73,589	190,203	147,394	251,172	353,459	230,757	235,530
Urée	161,708	243,485	145,027	258,154	193,723	214,189	225,507	232,312	202,106
Nitrate d'amm.	18,867	22,952	17,306	22,287	31,978	26,007	27,153	33,251	47,653
MAP	59,500	59,567	65,339	31,561	25,983	19,161	16,355	23,325	24,781
SoA	55,752	42,126	44,354	42,634	14,523	18,367	16,106	15,870	24,026
KCl	34,438	46,320	35,776	22,241	26,995	15,768	9,957	15,339	21,183
Autres	47,531	40,643	34,038	49,523	34,954	38,057	49,391	59,982	77,251
Total	482,820	540,811	415,428	616,603	475,550	582,720	697,928	610,835	632,529

CONSOMMATION APPARENTE 2022



CONSOMMATION APPARENTE DES PRINCIPAUX ENGRAIS 2014-2022 (MT)

Type	2014	2015	2016	2017	2018	2019	2020	2021	2022
NPK	104,835	85,335	72,425	188,728	146,506	249,157	352,064	226,151	230,619
Urée	160,820	243,043	144,750	258,035	192,002	211,937	225,132	232,172	200,829
Nitrate d'amm.	18,867	22,952	17,306	22,287	31,979	26,007	27,153	33,251	47,653
MAP	59,440	59,567	65,339	31,531	25,923	19,161	16,355	23,205	24,781
SoA	55,752	42,126	44,354	42,634	14,523	18,103	16,106	15,870	23,968
KCl	34,438	46,320	35,776	22,179	26,995	15,768	9,957	15,278	21,183
Autres	45,915	40,427	33,268	48,978	34,694	37,734	48,942	59,768	71,763
Total	480,067	539,771	413,217	614,373	472,621	577,867	695,709	605,695	620,795

DEMANDE D'ENGRAIS PAR CULTURE ET PAR SAISON

Saison	Culture	Période de forte demande												
		Jan	Fév	Mar	Avr	Mai	Juin	Juil	Août	Sep	Oct	Nov	Déc	
Saison principale (longues pluies)	Maïs	◆											◆	◆
	Mil													◆
	Sorgho	◆												◆
	Blé				◆	◆	◆							
	Riz												◆	◆
Contre-saison (petites pluies)	Maïs, Mil, Sorgho, Blé							◆	◆	◆	◆			