

# FERTILIZER STATISTICS OVERVIEW COTE D'IVOIRE 2018 - 2022

2023 Edition

# Cote d'Ivoire

## Outline

1. Production
2. Import
3. Origins
4. Agric. and non-agric. Use
5. NPK import analysis
6. Export
7. Consumption (app)
8. Summary

## Background Information

- Overview of fertilizer statistics in Côte d'Ivoire from 2018 to 2022.
- Emphasis is on 2022, and each analysis is based on the products with the highest quantities.
- Official trade data obtained from Ivorian Customs and validated by the Fertilizer Technical Working Group - Côte d'Ivoire (FTWG-CIV).
- 2022 data validated on February 21, 2023.

# Fertilizer production

## COTE D'IVOIRE

### Comments

- There is no primary production of mineral fertilizers in Côte d'Ivoire.
- ELEPHANT VERT, located in Adzopé, produces organic fertilizers, with a production capacity of 15,000 tons in 2022.
- Fertilizers are imported in bulk for the most part, and are used as raw materials to produce blended fertilizers for the Ivorian market and the sub-region (notably Burkina Faso and Mali). On average, blended fertilizers account for 3/4 of annual imports.
- Five companies, namely AGRO WEST AFRICA, SEAP-CI, SEA INVEST, SOLEVO (ex-LDC) and YARA, have invested in blending plants that enable them to blend different fertilizer formulations. All the blending plants are located in the southern part of the country (Abidjan and San Pedro).
- OCP and IVOIRE FORMULATION plan to set up fertilizer blending units in Abidjan and Yamoussoukro respectively.

### Fertilizer plants in Cote d'Ivoire

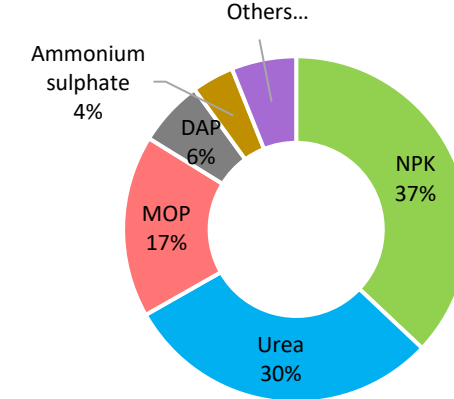


# Fertilizer imports

# COTE D'IVOIRE

HS Code	Fertilizer Name	2018	2019	2020	2021	2022
3105200000	NPK	58,499	94,127	54,356	120,268	127,921
3102100000	Urea	43,066	90,955	87,592	98,987	102,748
3104200000	MOP	64,415	89,260	108,648	112,186	58,866
3105300000	DAP	15,793	51,057	40,983	51,330	21,338
3102210000	Ammonium sulphate	13,888	27,830	14,244	29,409	13,651
3103101000	TSP	16,505	65,397	64,734	97,762	0
	Others fertilizers	20,131	25,220	20,377	57,244	20,902
<b>Total (mt)</b>		<b>232,298</b>	<b>443,847</b>	<b>390,935</b>	<b>567,186</b>	<b>345,425</b>

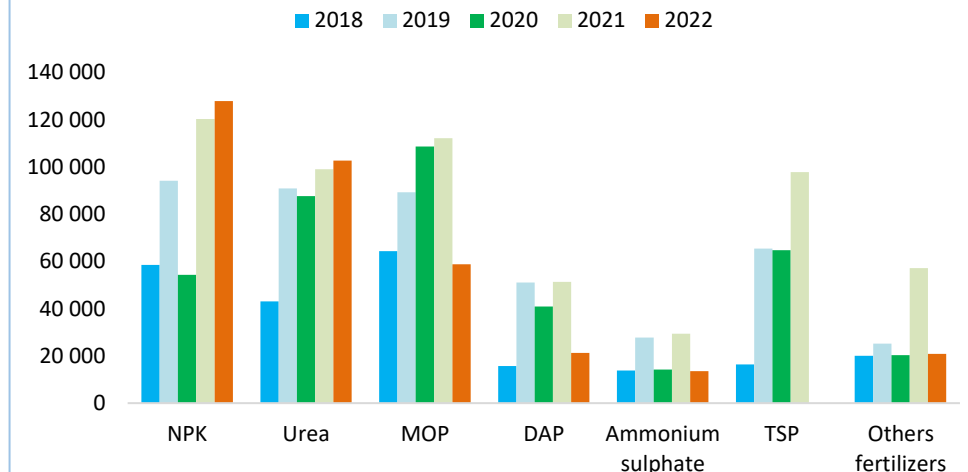
TOP 6 IMPORTED FERTILIZERS 2022



## Comments

- Fertilizer imports in 2022 reduced by 39% compared to 2021, from 567,186 tons in 2021 to 345,425 tons in 2022.
- According to importers, this drop was due to a reduction in orders due to the existence of a large stock of fertilizers (about 100,000 tons) representing volumes not sold in 2021. This is the case on every type of fertilizer usually imported, such as MOP (-48%), DAP (-58%), Ammonium sulfate (-54%) and TSP, no volume was imported in 2022.

TOP FERTILIZER IMPORTS PER YEAR



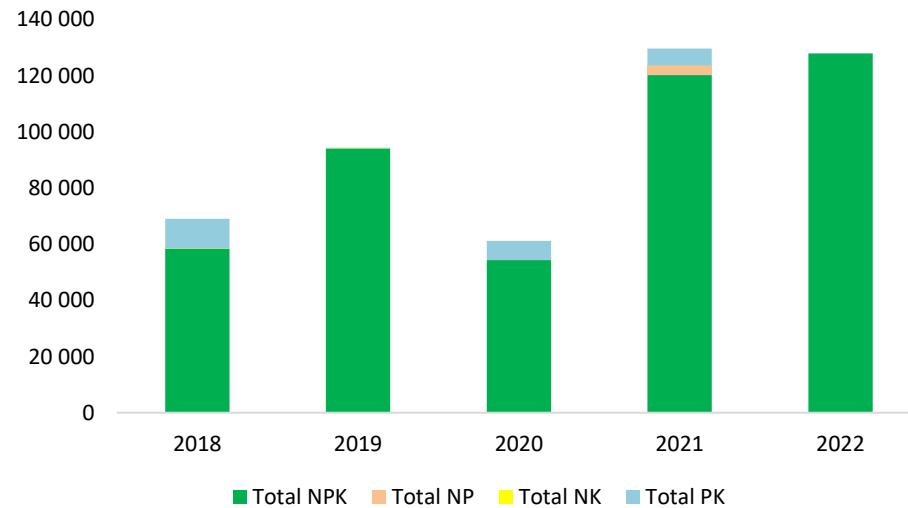
# NPK Import Analysis

# COTE D'IVOIRE

HS Code	Fertilizer Name	2018	2019	2020	2021	2022
3105200000	Total NPK	58,499	94,127	54,356	120,268	127,921
3105510000	Total NP	-	-	-	3,315	
3105700000	Total NK	100	75	-	27	
3105600000	Total PK	10,486	47	6,826	6,016	11
3105900000	NPK (Unknown Grade)	-	-			
<b>Total (mt)</b>		<b>69,086</b>	<b>94,248</b>	<b>61,182</b>	<b>129,626</b>	<b>127,931</b>

Fertilizer Name	2022 Importations	Main crops
NPK 15-15-15 + 6S + 1B	71,515	Cotton
NPK 15-15-15	31,102	Cereals and vegetables
NPK 23-10-5	12,033	Maize
NPK 14-18-18 + 6S + 1B	11,000	Cereals
Autres NPK, PK	2,282	
<b>Total (mt)</b>	<b>127,931</b>	

**TOTAL NPK IMPORTS PER YEAR**



## Comments

- Complex NPKs in various formulations are also imported for direct sale to farmers.
- In 2022, 37% of imports were complex NPK fertilizers for direct application.
- 3 main complex fertilizers used for cereals in particular (NPK 15-15-15; NPK 23-10-5; NPK 14-18-18+6S+1B) accounted for 42% of NPK imports in 2022.
- NPK 15-15-15+6S+1B used in cotton represented 56% of imported NPK in 2022.



NPK complex

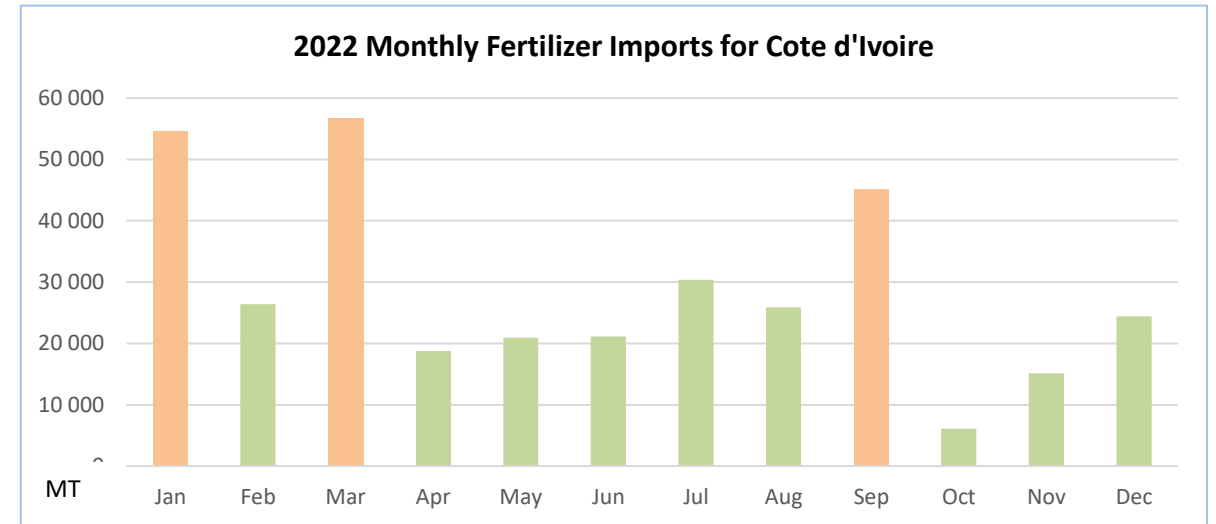
# Fertilizer Monthly Import

# COTE D'IVOIRE

Quarter	2018	2019	2020	2021	2022
Q1	55,935	139,734	214,996	205,720	137,603
Q2	66,367	153,943	55,529	168,262	60,781
Q3	83,305	67,682	84,353	45,020	101,389
Q4	26,691	82,489	36,057	148,184	45,652
<b>Total (mt)</b>	<b>232,298</b>	<b>443,847</b>	<b>390,935</b>	<b>567,186</b>	<b>345,425</b>

## Comments

- In 2022, 40% of fertilizer imports were recorded in the first quarter of the year (205,720 tons).
- If we consider the crop calendar, the peak demand for fertilizers is mainly in the second quarter. It is important that fertilizers are available in the country during the first quarter of each year.
- 13% of fertilizer imports were recorded in September, when prices on the international market began to fall. Importers took advantage of this drop to mobilize fertilizer stocks and position products to respond to the cotton tender launched in August 2022.



## Crop calendar

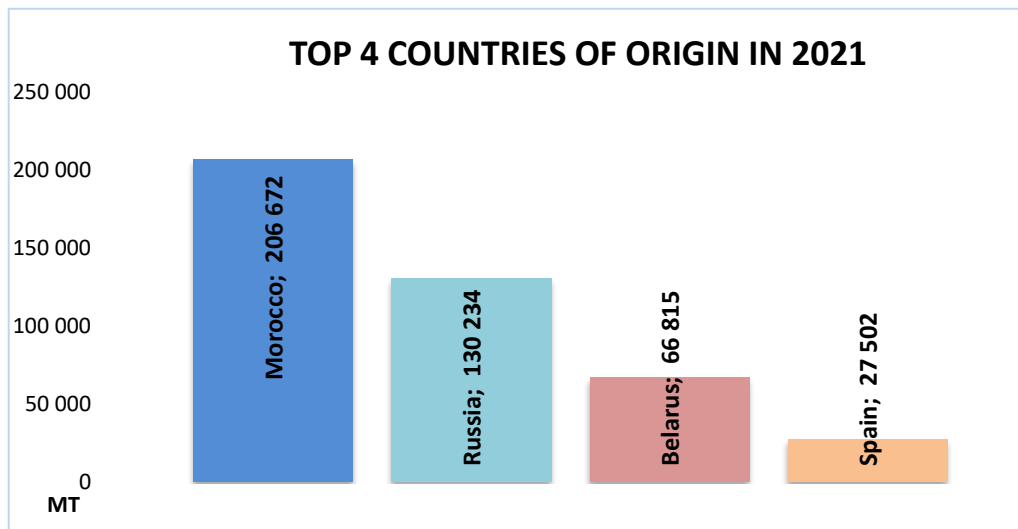
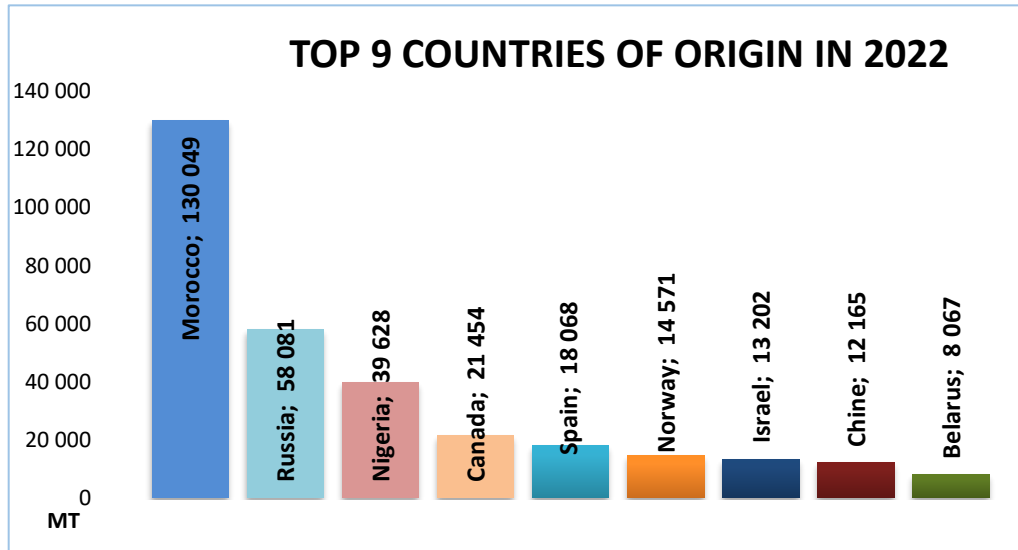
SEASON	CROPS	Jan	Feb	Mar	Apr	May	Jun	Jul	Aug	Sep	Oct	Nov	Dec
Major Season (Long Rains)	Cotton (North)						◆	◆	◆				
	Cotton (Center)						◆	◆	◆				
	Cocoa (Less than 3 years)				◆	◆		◆	◆				
	Cocoa (3rd year and above)				◆	◆		◆	◆				
	Palm oil (less than 3 years)			◆	◆					◆	◆		
	Palm oil (3rd year and above)		◆	◆								◆	
	Rice					◆	◆	◆					
Minor Season (Short Rains)	Cassava, Maize, Millet, Sorghum, Rice, Yams								◆	◆	◆		

Key: ◆ Fertilizer Peak Demand Sowing Growing Harvesting

Source: FAO/GIEWS

# Fertilizer Origins

# COTE D'IVOIRE



Countries of Origin	Morocco	Russia	Nigeria	Canada	Other countries
NPK	89%	-	-	-	11%
Urea	-	52%	38%	-	10%
MOP	-	-	0%	36%	63%
DAP	77%	22%	-	-	1%
Ammonium sulphate	-	-	-	-	100%
Others	-	-	-	0%	100%

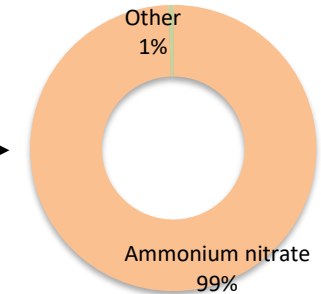
## Comments

- Morocco remains the leading supplier of fertilizers to Côte d'Ivoire, accounting for 38% of fertilizer imports, including 89% of NPK imports, and 77% of DAP imports.
- Since the conflict in Ukraine, sources of supply for urea and MOP have been diversified.
- Russia accounts for 52% of urea imports, while Nigeria accounts for 38%.
- The reduction of MOP imports from Belarus from 60% in 2021 to 13% in 2022, making Canada 36% the leading supplier of MOP in Côte d'Ivoire. With a 22% share of imported MOP, Israel is the second-largest supplier.
- 84% of Ammonium sulfate imports come from China.

# Agricultural and non-agricultural uses COTE D'IVOIRE

Usage	2018		2019		2020		2021		2022	
	Volume (MT)	%	Volume (MT)	%	Volume (MT)	%	Volume (MT)	%	Volume (MT)	%
Agriculture	232,298	95%	443,847	97%	390,935	97%	567,186	69%	345,425	94%
Industrial/Mines	11,446	5%	14,323	3%	13,638	3%	256,377	31%	20,558	6%
<b>Total (MT)</b>	<b>243,745</b>	<b>100%</b>	<b>458,170</b>	<b>100%</b>	<b>404,573</b>	<b>100%</b>	<b>823,563</b>	<b>100%</b>	<b>365,984</b>	<b>100%</b>

Non-agricultural use



## Comments

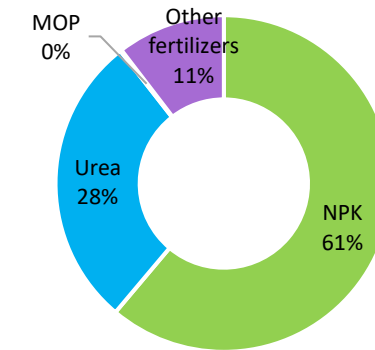
- Some products can be used for both agricultural and industrial purposes, depending on the importer. Imports that are not used for agricultural purposes are considered as non-agricultural uses, even if they are fertilizers.
- All ammonium nitrates imported into Côte d'Ivoire are used for industrial purposes.
- The table above shows the use of the product between agricultural and non-agricultural use over the years.
- In 2022, 6% of imported fertilizer products will be used for industrial purposes.

# Fertilizer export

# COTE D'IVOIRE

HS Code	Fertilizer Name	2018	2019	2020	2021	2022
3105200000	NPK	9,198	56,286	49,698	66,504	79,968
3102100000	Urea	3,368	1,340	18,023	8,364	37,031
3104200000	MOP	1,743	2,722	1,755	3,827	176
	Other fertilizers	1,000	17,609	5,486	7,866	13,621
<b>Total (mt)</b>		<b>15,310</b>	<b>77,957</b>	<b>74,962</b>	<b>86,560</b>	<b>130,795</b>

TOP 3 FERTILIZERS EXPORTS IN 2022

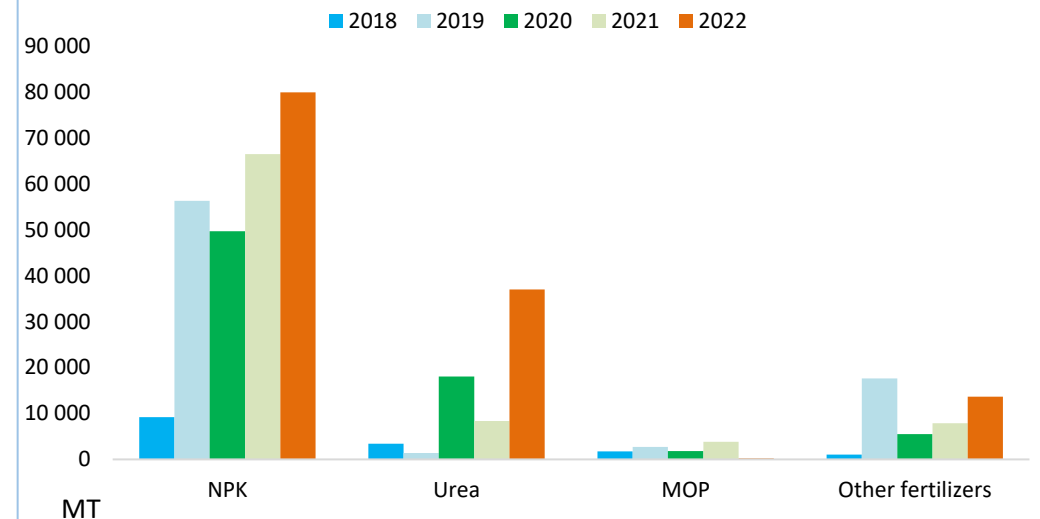


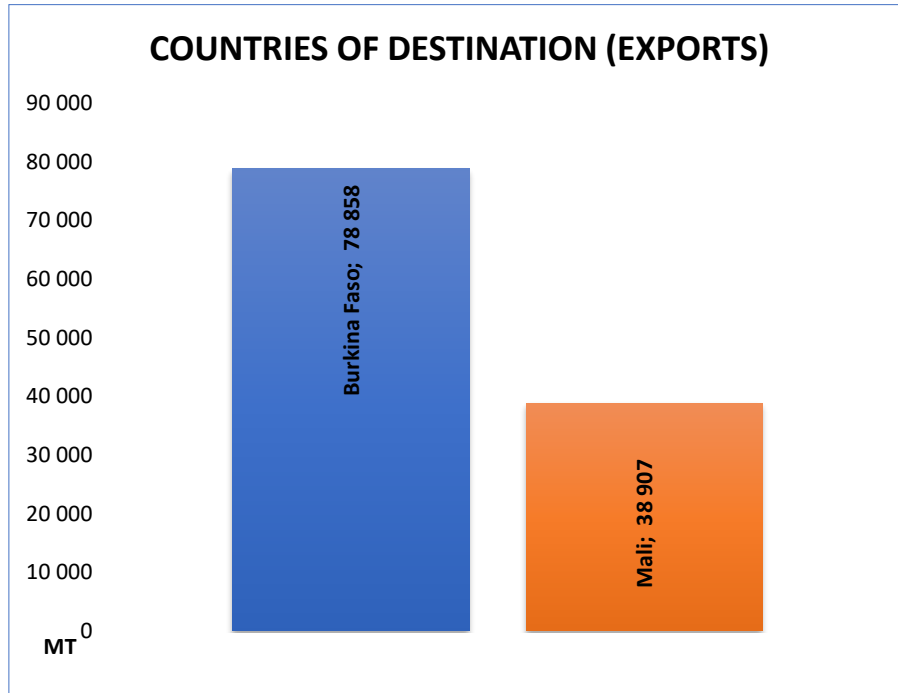
## Comments

- Côte d'Ivoire's fertilizer exports increased by 51% in 2022, from 86,560 tons in 2021 to 130,795 tons in 2022.
- Neighboring countries such as Burkina Faso and Mali had difficulty obtaining supplies and turned to Côte d'Ivoire, which had a large stock of fertilizer.
- Quantities of Nigerian Urea offloaded in Abidjan were re-exported to Burkina Faso and Mali.

❖ As there is no primary production of inorganic fertilizers in Côte d'Ivoire, all exports are "re-exports". Fertilizers are mainly imported in bulk, blended and bagged before being exported.

TOP FERTILIZER EXPORTS PER YEAR





### Comments

- Most blended NPK are exported to Burkina Faso and Mali.



Blended NPK

Country of destination	Burkina Faso	Mali	Other Countries
NPK	68%	29%	3%
Urea	65%	33%	2%
Others	8%	25%	68%

# Fertilizer Apparent Consumption

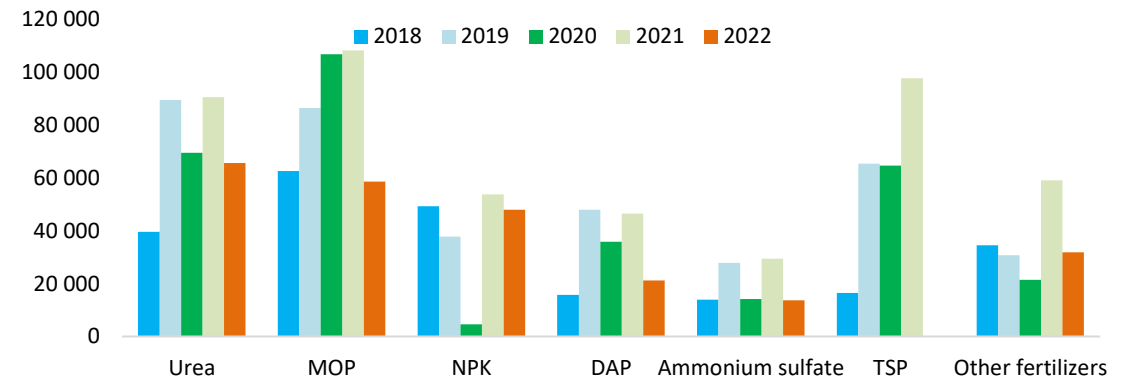
# COTE D'IVOIRE

HS Code	Fertilizer Name	2018	2019	2020	2021	2022
3102100000	Urea	39,698	89,615	69,569	90,623	65,718
3104200000	MOP	62,671	86,539	106,893	108,359	58,690
3105200000	NPK	49,302	37,840	4,656	53,764	47,953
3105300000	DAP	15,761	48,047	35,916	46,550	21,253
3102210000	Ammonium sulfate	13,888	27,831	14,244	29,409	13,651
3103101000	TSP	16,505	65,397	64,734	97,762	-
	Other fertilizers	34,512	30,813	21,460	59,151	31,896
<b>Total (mt)</b>		<b>232,337</b>	<b>386,083</b>	<b>317,473</b>	<b>485,619</b>	<b>239,160</b>

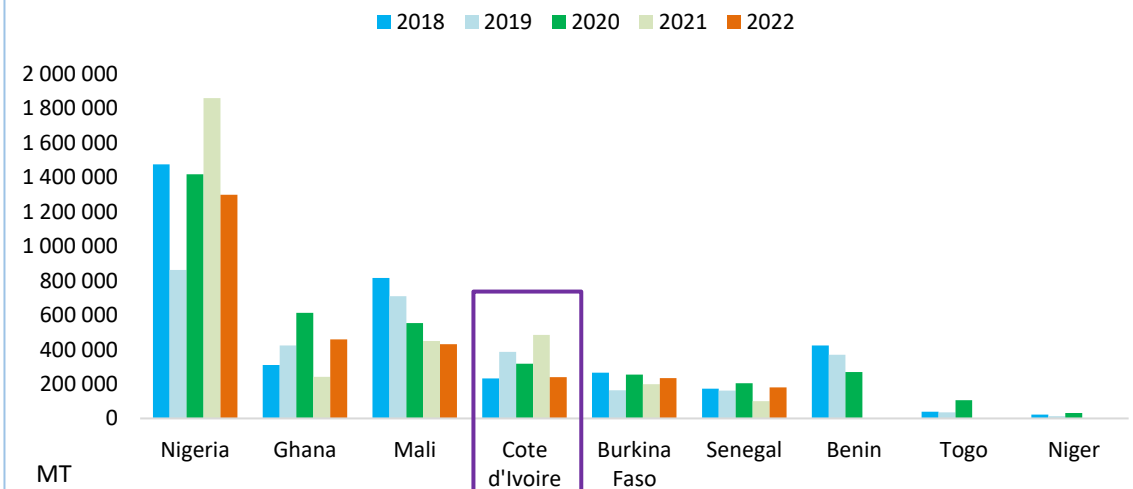
## Comments

- Apparent fertilizer consumption in Côte d'Ivoire decreased by 51% from 2021 to 2022, from 485,619 tons in 2021 to 239,160 tons in 2022. This drop in apparent consumption was due to the reduction in fertilizer imports, and also the following reasons:
- The first reason is the existence of a stock of fertilizer corresponding to the carryover from 2021.
- The second is the rise in fertilizer prices, which led farmers to buy less fertilizer.

TOP FERTILIZER APPARENT CONSUMPTION PER YEAR (2017 - 2022)



WA FERTILIZER APPARENT CONSUMPTION IN 2018 - 2022



# Summary of 2022 Fertilizer Statistics

# COTE D'IVOIRE

SH Code	Product	Production	Imports	Exports	Non Fertilizer use	Agricultural imports	Apparent consumption 2022
3102100000	Urea		102,755	37,031	7	102,748	65,718
3104200000	MOP		58,883	176	17	58,866	58,690
3105200000	NPK		127,871	79,963		127,871	47,908
3105200000	NPK (liquid)		49	5		49	44
3105300000	DAP		21,338	85		21,338	21,253
3101000000	organic fertilizers	15,000	3,562	3,236		3,562	15,326
3101000000	organic fertilizers (liquid)		160			160	160
3102210000	Ammonium sulfate		13,675		24	13,651	13,651
2518000000	Dolomite, Kieserite		8,815	7	38	8,777	8,770
2510000000	Natural phosphate		4,489			4,489	4,489
3102600000	Calcium nitrate		1,979	655		1,979	1,324
3104300000	potassium sulfate		944			944	944
9999999990	Biostimulant		220			220	220
9999999990	Biostimulant (liquid)		88			88	88
3102300000	Ammonium nitrate (liquid)		198			198	198
3013900000	other phosphate fertilizers		125			125	125
3104900000	other potassium fertilizers		80			80	80
3105400000	MAP		81	7		81	74
3102900000	other nitrogen fertilizers		129	66		129	63
3102900000	other nitrogen fertilizers (liquid)		12			12	12
2834210000	Potassium nitrate		24			24	24
3102300000	Ammonium nitrate		20,450		20,450	-	-
3102500000	Sodium nitrate		23		23	-	-
3105600000	PK fertilizers		11	171		11	(160)
3103100000	SSP		24	3,894		24	(3,870)
3103101000	TSP			5,500		-	(5,500)
<b>2022 Total fertilizers (tonnes)</b>		<b>15,000</b>	<b>365,984</b>	<b>130,795</b>	<b>20,558</b>	<b>345,425</b>	<b>239,160</b>
<b>2022 Total fertilizers (tonnes)</b>		<b>4,562</b>		<b>86,560</b>		<b>567,186</b>	<b>485,619</b>
<b>% Rate</b>		<b>229%</b>		<b>51%</b>		<b>-39%</b>	<b>-51%</b>

# Participants of 2023 FTWG

# COTE D'IVOIRE

Name	Organization	Position	E-mail
Martine ABOIN	DSEPA / MINADER	Chef Service Engrais	<a href="mailto:aboinmartine@yahoo.fr">aboinmartine@yahoo.fr</a>
Dosso MEDJIKRO	DSEPA / MINADER	Chargé d'Etudes au Service Engrais	<a href="mailto:dmedjikro@gmail.com">dmedjikro@gmail.com</a>
Hilaire KONAN	DSDI / MINADER	Sous-Directeur des Statistiques et des Prévisions	<a href="mailto:nkonanhilaire@gmail.com">nkonanhilaire@gmail.com</a>
Nicaise KONAN	INS	Chargé d'études	<a href="mailto:nkonan57@yahoo.fr">nkonan57@yahoo.fr</a>
Edouard AKE	CCA	Chef de service intrants	<a href="mailto:akeedouard@hotmail.fr">akeedouard@hotmail.fr</a>
Patricia ACQUAH	OLAM	Regional Manager	<a href="mailto:patricia.acquah@olamagri.com">patricia.acquah@olamagri.com</a>
Carmelie AGBALE	OLAM	Sales and Marketing Officer	<a href="mailto:carmelie.agbale@olamagri.com">carmelie.agbale@olamagri.com</a>
Amadou KONE	ETG	Senior Executive Agronomist	<a href="mailto:amadou.kone@etgworld.com">amadou.kone@etgworld.com</a>
Carine CESS	OCP	Head of Marketing and Communication	<a href="mailto:c.sess@ocpafrika.com">c.sess@ocpafrika.com</a>
Fatoumata OUATTARA	AGRO WEST AFRICA	Ingenieure agro-industrie	<a href="mailto:fatoumata.ouattara@citrans.net">fatoumata.ouattara@citrans.net</a>
Fernand NIANGO	AFCHEM SOFACO	Head of Development & Commercial	<a href="mailto:f.niango@afchemsofaco.net">f.niango@afchemsofaco.net</a>
Richard KANGA	SOLEVO	Responsable RD	<a href="mailto:richard.kanga@solevogroup.com">richard.kanga@solevogroup.com</a>
Kanigui YEO	YARA	Directeur général	<a href="mailto:kanigui.yeo@yara.com">kanigui.yeo@yara.com</a>
Fabrice N'DA	YARA	Agronomist	<a href="mailto:fabrice.ndakouadio@yara.com">fabrice.ndakouadio@yara.com</a>
Jocelyne AKOUN	YARA	Key account manager	<a href="mailto:Jocelyne.Akoun@yara.com">Jocelyne.Akoun@yara.com</a>
Gnamanzié TRAORE	AFRIGEC/AGRITRADE	Directeur associé	<a href="mailto:gtraore@agri-trade.africa">gtraore@agri-trade.africa</a>
Jean Wilfred MIAN	AGRIIS	Directeur Délégué	<a href="mailto:mian@agriis.co">mian@agriis.co</a>
Amadou KAMAGATE	ANGLO AMERICAN	Regional Agronomist – West Africa	<a href="mailto:amadou.kamagate@angloamerican.com">amadou.kamagate@angloamerican.com</a>
Delphin KONAN	Ivoire Formulation	Administrateur	<a href="mailto:delphin.konan@agritecgroup.com">delphin.konan@agritecgroup.com</a>
Malick NIANG	WAFA	Secrétaire chargé communication	<a href="mailto:malickniang@gmail.com">malickniang@gmail.com</a>

# Participants of 2023 FTWG

# COTE D'IVOIRE



The **AfricaFertilizer** initiative is the leading source of fertilizer statistics and information in Africa.

AfricaFertilizer seeks to provide clear, relevant and timely data and information on the fertilizer market in the Sub-Saharan African region, in order to support the implementation of continental, regional and national policies and regulations on agriculture and fertilizers in particular, and to promote the growth and development of competitive markets, in the interests of both the public and private sectors, and fertilizer industry players worldwide.



Africafertilizer



@AfricFertiliz



AfricaFertilizer

## Links

[AfricaFertilizer Website](#)

[Cote d'Ivoire Country Page](#)