

# FERTILIZER FACTSHEET

# 2021

# TOGO

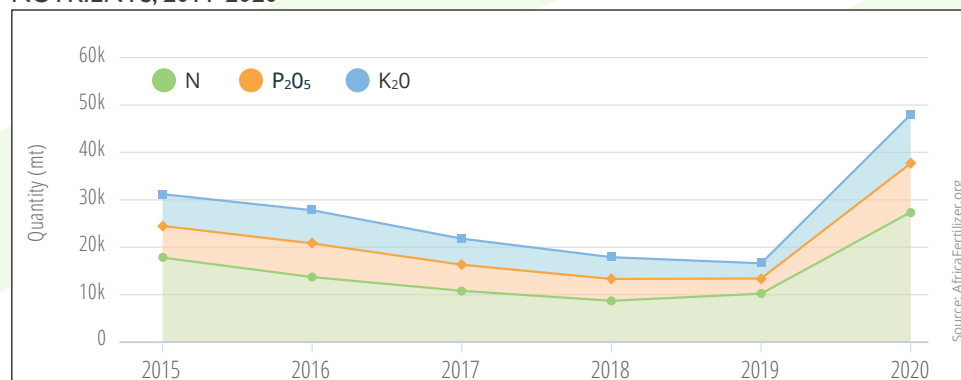


AfricaFertilizer.org

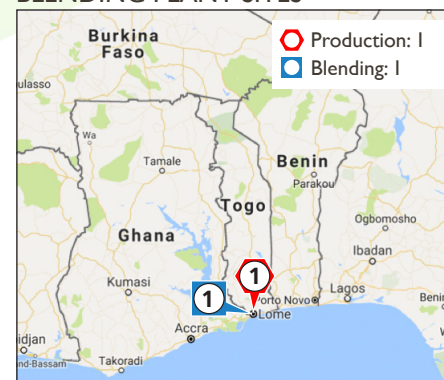


West African Fertilizer Association  
Association Ouest-Africaine  
de l'Engrais

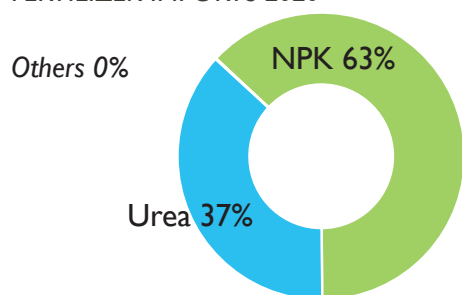
## FERTILIZER CONSUMPTION IN NUTRIENTS, 2011-2020



## FERTILIZER PRODUCTION & BLENDING PLANT SITES



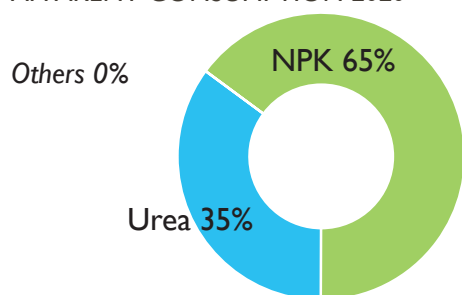
## FERTILIZER IMPORTS 2020



## FERTILIZER IMPORTS 2011-2020 (MT)

Type	2015	2016	2017	2018	2019	2020
NPK	44,407	66,443	42,797	40,035	33,075	76,386
Urea	34,031	22,170	12,973	11,480	16,436	44,860
Others	24	811	48	82	125	122
<b>Total</b>	<b>78,461</b>	<b>89,425</b>	<b>55,818</b>	<b>51,596</b>	<b>49,636</b>	<b>121,368</b>

## APPARENT CONSUMPTION 2020



## FERTILIZER APPARENT CONSUMPTION 2011-2020 (MT)

Type	2015	2016	2017	2018	2019	2020
NPK	44,407	46,374	36,510	30,644	21,256	68,781
Urea	31,776	14,139	11,455	8,980	15,311	37,166
Others	254	746	48	37	75	36
<b>Total</b>	<b>76,437</b>	<b>61,260</b>	<b>48,013</b>	<b>39,661</b>	<b>36,642</b>	<b>105,982</b>

## DEMAND FOR FERTILIZER BY CROP AND SEASON

