



**AfricaFertilizer**  
Data-Driven Decisions for African Food Systems

# *FERTINEWS*

APRIL 2024 EDITION



West African Fertilizer Association  
Association Ouest-Africaine  
de l'Engrais





## [AfricaFertilizer Side Event at the Africa Fertilizer and Soil Health Summit 2024](#)

### [Nairobi, Kenya](#)

As a commitment to continually provide insight into the dynamics of the fertilizer value chain across sub-Saharan Africa, AfricaFertilizer, an initiative of the International Fertilizer Development Center (IFDC); together with its strategic partners, including Development Gateway: An IREX Venture; and Wallace & Associates will organize a critical side event on the subject “**Investing in Fertilizer and Soil Health Data – Lessons learned from the Abuja Declaration in building fertilizer datasets and developing a pathway for measuring changes in soil health,**” during the upcoming **Africa Fertilizer and Soil Health Summit** in Nairobi, Kenya.

The focus of the event is twofold. It will provide an opportunity to assess progress made to date in developing fertilizer datasets as part of the outcomes of the 2006 Abuja Declaration. It will also allow us to discuss the data requirements for fertilizer, including expanding datasets and strengthening critical data across all 55 African Union member countries, and present approaches for building harmonized soil health data indicators that can be used for post-Summit purposes.

The partners organizing include the African Union Commission, Bill & Melinda Gates Foundation, Development Gateway, IFDC, AfricaFertilizer, Wallace & Associates, International Fertilizer Association, African Development Bank, and CGIAR. These organizations are dedicated to enhancing sustainable agriculture in Africa and possess a wealth of expertise in this field.

This side event promises to be an informative and engaging discourse that will provide valuable insights on the pivotal role of fertilizer and soil health in promoting sustainable agriculture in Africa.

#### **Details of the AfricaFertilizer Side Event:**

**Date: May 7, 2024**

**Time: 1700-1830Hrs (GMT+3)**

**Location: Kenyatta International Convention Center, Aberdare Hall, Lower ground floor**

To register for the Summit please find below links.

 Registration Link: [Register Now](#)

 Summit Overview: [Learn More](#)

 Download Summit 10 Year Action Plan: [Get it Here](#)

We look forward to your participation and contribution to enrich the discussions.

## NATIONAL FERTILIZER MARKET COMMENTS – WEST AFRICA

**BENIN:** During the first three months of 2024, Benin maintained a generally stable supply of fertilizers. Urea stocks were adequate, with a reserve of 100,000 MT, while 45,000 MT of NPK was available. However, this quantity of NPK represented only 37.5% of the 120,000 MT planned for the 2024-2025 crop year...[Read more](#)

**COTE D'IVOIRE:** In March, average fertilizer prices remained stable compared with February. The price of a 50 kg bag of Urea remained at \$34 (or CFA 20,635); NPK 15-15-15 at \$37 (or CFA 22,170) and NPK 0-23-19 at \$34 (or CFA 20,670). However, compared with January, a 10% decrease was observed for Urea, which was at \$38 (or CFA 22,900) in January. For NPK 15-15-15, the average price was down 4% on January, when it was \$39 (around CFA 23,170). Similarly, NPK 0-23-19 was down 4% on January, when it stood at \$36 (around CFA 21,585)...[Read more](#)

**GHANA:** Despite a notable decrease in demand for fertilizer products currently, prices remain persistently high from January 2024 to March 2024, exceeding the affordability of most farmers. This sustained elevated cost poses a significant challenge, limiting farmers' access to crucial inputs like fertilizers for effective crop production in the country...[Read more](#)

**NIGERIA:** February witnessed a significant uptick in the prices of NPK and Urea fertilizers (50kg bags) across all regions of the country. This surge was primarily driven by the escalation in ex-factory prices, with Urea prices rising from ₦20,500 to ₦25,500, and NPK prices climbing from an average of ₦24,000 to as high as ₦34,000 to ₦40,000...[Read more](#)

**SENEGAL:** The fertilizer market remains well covered, thanks to the initiatives undertaken by the government through a major fertilizer subsidy of CFA 40 billion, which has effectively reduced the price of subsidized fertilizers. These initiatives have met producers' fertilizer needs while consolidating market stability and avoiding any potential shortages...[Read more](#)

**TOGO:** Prices remain constant from month to month, thanks to continued subsidies on fertilizer stocks during the off-season. The relevant authorities will probably set new subsidized prices at the start of the 2024-2025 crop year. In the meantime, prices have remained unchanged at \$30 (or CFA 18,000) per 50 kg bag for fertilizers intended for food crops, including Urea and NPK 15-15-15. For cotton-specific fertilizers such as NPK 12-20-18 +5S +1B and Urea, the price remains at \$23 (or CFA 14,000) per 50 kg bag...[Read more](#)

## NATIONAL FERTILIZER MARKET COMMENTS – EAST AND SOUTHERN AFRICA

**ETHIOPIA:** The government allocated nearly 1 billion dollars to purchase 1.93 million MT of fertilizer which is lower than the total estimated demand of 2.3 million MT. The difference between the demand and actual purchase amount is due to the country's forex issues and the carry-over stock from the 2023 crop season...[Read more](#)

**KENYA:** Between January and February, fertilizer prices saw an uptick with a significant surge in both demand and price for DAP planting

fertilizers. DAP prices continued to rise as the planting season approached, with NP 23-23-0 and NPK 25-5-5+5S notably absent from most agrodealers' inventory due to their availability in government subsidy programs...[Read more](#)

**MALAWI:** Overall imports indicate that over 370,000 MT of fertilizer were imported in 2023, with approximately 150,000 MT specifically imported for the subsidy program (AIP). Despite the higher-than-expected imports, the forex scarcity continues to put pressure on the industry

as most of the imports were brought in by bigger multinationals. Smaller agrodealers were unable to secure stock for most of the just ended planting season...[Read more](#)

**MOZAMBIQUE:** During the first quarter of 2024, retail prices of the main fertilizers sold on the domestic market in Mozambique, namely NPK 12-24-12 and Urea, experienced significant decreases of 8.06% and 10.45%, respectively. The average price of NPK 12-24-12 was \$950 per MT, while Urea was sold at \$947 per MT...[Read more](#)

**RWANDA:** Throughout the quarter, farmers saw an increase in fertilizer costs, with prices for key products like DAP and Urea rising by 1% to 4%. The prices for NPK-based fertilizers remained relatively steady during the quarter, ranging from Rwf 1,000 to Rwf 1,360 in the open market and Rwf 591 to Rwf 748 in the subsidized market...[Read more](#)

**TANZANIA:** Prices for commonly used fertilizers in Tanzania have remained steady throughout the quarter, with minimal fluctuations. The fertilizer subsidy program, initiated in August 2022 and scheduled to run from July 2023 to June 30, 2024, is currently in progress. The government unveiled its recommended prices for the majority of fertilizers on September 1, 2023. Farmers nationwide will adhere to the standardized prices for fertilizers under the proposed 2023–2024 subsidy program...[Read more](#)

**ZAMBIA:** During Q1 of 2024, fertilizer prices experienced a 10% increase in Kwacha terms from January to March. This rise was initially influenced by the depreciation of the Kwacha against the US dollar. However, with the later announcement of a government debt restructuring deal, which strengthened the Kwacha against the dollar, prices returned to previous levels...[Read more](#)

### **THE 2024 EDITION OF THE SSA FERTILIZER PLANT REGISTER IS OUT NOW!**


A total of 18 fertilizer manufacturing plants and 158 fertilizer processing plants have been mapped, as well as 21 organic fertilizer producing plants.

This edition additionally features well-researched and informative articles on crucial topics such as:

**Green Ammonia:** Gain insight into critical and current discussions about green ammonia within the fertilizer industry.

**Fertilizer Quality Control in West Africa:** View articles that complement the ongoing efforts of regional institutions to advance the promotion of appropriate and quality fertilizers.

[Click to download the 2024 Edition](#)



## AVERAGE FERTILIZER MARKET PRICES IN SELECTED COUNTRIES (US\$/TON)

	Fertilizer	Type (US\$/Ton)	Jan '24	Feb '24	Mar '24	% Change Feb-Mar		
						%	Direction	Level
International Price	Urea (prilled bulk fob Black Sea)	FOB	270	312	297	-4.7%	↘	Low Decrease
	Urea (granular bulk fob Nigeria)	FOB	326	365	343	-6.0%	↘	Low Decrease
	DAP (bulk fob Morocco)	FOB	584	582	580	-0.3%	↘	Low Decrease
	NPK 15-15-15 (fob Morocco)	FOB	423	411	418	1.6%	↗	Low Increase
<b>Country</b>								
Benin	Urea	Com	544	533	547	2.5%	↗	Low Increase
	NPK 14-18-18	Com	546	535	808	51.1%	↑	High Increase
	NPK 13-17-17	Com	552	537	750	39.5%	↗	Medium Increase
Cote d'Ivoire	Urea	Com	762	679	684	0.7%	↗	Low Increase
	NPK 0-23-19	Com	737	664	668	0.7%	↗	Low Increase
	NPK 15-15-15	Com	771	729	734	0.7%	↗	Low Increase
Ghana	Urea	Com	676	665	667	0.4%	↗	Low Increase
	Ammonium sulphate	Com	456	443	446	0.6%	↗	Low Increase
	NPK 23-10-5	Com	723	704	690	-2.0%	↘	Low Decrease
Nigeria	Urea	Com	510	484	522	7.9%	↗	Low Increase
	NPK 20-10-10	Com	550	439	488	11.0%	↗	Low Increase
	NPK 15-15-15	Com	599	486	604	24.2%	↗	Low Increase
Senegal	Urea	Com	862	872	717	-17.8%	↘	Low Decrease
	NPK 6-20-10	Com	624	625	543	-13.1%	↘	Low Decrease
	NPK 15-15-15	Com	757	724	639	-11.7%	↘	Low Decrease
Togo	Urea	Com	599	592	596	0.7%	↗	Low Increase
	NPK 15-15-15	Com	599	592	596	0.7%	↗	Low Increase
	NPK 12-20-18 +5S +1B	Com	466	461	464	0.7%	↗	Low Increase
Kenya	Urea	Com	552	666	756	13.6%	↗	Low Increase
	CAN	Com	463	510	589	15.5%	↗	Low Increase
	DAP	Com	720	799	898	12.4%	↗	Low Increase
Malawi	Urea	Com	958	952	937	-1.6%	↘	Low Decrease
	NPK 10-24-20	Com	1,135	1097	1045	-4.7%	↘	Low Decrease
	NPK 23-10-5	Com	960	950	930	-2.1%	↘	Low Decrease
Mozambique	Urea	Com	993	960	889	-7.4%	↘	Low Decrease
	NPK 12-24-12	Com	979	971	900	-7.3%	↘	Low Decrease
	NPK 23-10-5	Com	881	894	898	0.4%	↗	Low Increase
Zambia	Urea	Com	916	982	916	-6.7%	↘	Low Decrease
	NPK 10-20-10+6S	Com	937	1003	937	-6.6%	↘	Low Decrease

For more prices, visit our [website](#).

**Legend:** FOB—Free On Board, Com—Commercial Market Prices, Sub—Subsidized Prices.

All prices have been converted to US\$/Ton with the prevailing exchange rate for the month.

**Key:** ↔ No change, ↘ Low decrease (0-25%), ↙ Medium decrease (25-50%), ↓ High decrease (>50%)  
 ↗ Low increase (0-25%), ↘ Medium increase (25-50%), ↑ high increase (>50%)

**ALGERIA:** Producers sold out for most of February, with offers reported as high as \$390-395/t fob. AOA was reportedly running at lower-than-usual production levels, which delayed some January loading cargoes, but operations are continuing. AOA has cargoes committed for South America, the US and Europe in April and has maintained asking prices close to \$340/t fob despite the decrease in Egyptian prices. Likewise, Sorfert maintained its asking prices to Europe in the \$340s/t fob, but its offers to non-European destinations were likely at a discount. Mamry, loaded with 29,100t from Algeria's AOA port is expected to discharge the volume in Canada's Sorel port in April, according to vessel-tracking information.

**Egypt:** PRICES increased jumping to \$395/t fob Egypt for granular urea. Deals saw small lots of granular urea traded at \$380/t fob, but other business occurred between \$384/t fob and \$395/t. NCIC sold 5,000t at \$395/t fob. As for prilled urea, Abu Qir sold 10,000t at \$375/t fob in February. Producers offered urea for March shipment, indicating unsold availability that was carried over into April. Sales took place at \$335/t fob, following a 3,000t cargo done for Romania at \$341/t fob and, subsequently, buyers booked small lots at \$327-329/t fob for southern Europe. Low demand from Europe remains the main source of price weakness.

**MOROCCO:** OCP has made sales for less than 5,000t DAP to western Europe netting around \$610-615/t fob for February/March shipment and 8,000t DAP also to western Europe at \$595-605/t fob for April loading.

**ETHIOPIA:** The Ethiopian Agricultural Businesses Corporation (EABC) closed a tender on 26 February to buy 365,000t of granular urea, with 10 suppliers participating and prices largely lower than in the previous enquiry. Trading firm ETG was in contention for awards on a cfrlo basis – under lots one, two and three, offering the lowest at around \$450/t, \$465/t and \$500/t cfrlo, respectively. Meanwhile, Chinese supplier Yantai Huahai offered the lowest amount on a cfrlo basis under lots four, six and seven at \$458/t, \$438/t and \$438/t, respectively. Trading firm Carter Brown offered the lowest for lot five at \$443/t cfrlo. Nigerian producer Indorama offered under lots one, four and six at \$380/t, \$375/t and \$385/t fob Onne, respectively.

EABC asked for fresh offers for 2 x 52,000t of granular urea on 1 April. In a letter sent in March, EABC requested suppliers who offered in its original tender to submit revised offers for urea in bulk with empty bags, saying the offers should be at or below \$380/t fob.

**NIGERIA:** Dangote sold 30,000t of granular urea for mid-February loading under a sales tender with prices indicated around the mid \$350s/t fob up to \$360/t fob. There was no comment from the producer or the buyer. Dangote was reported to have two April-loading cargoes still to sell, with latest price indications in the range \$315-320/t fob.

**SOUTH AFRICA:** Foskor has lowered its domestic MAP price to 11,443 rand/t (\$605/t) ex-warehouse for April- down by 1.4pc from March largely because the rand has strengthened against the US dollar. Imported MAP is available at \$595-605/t fca Durban depending on quantity.

## INTERNATIONAL FERTILIZER MARKET PRICES (FOB US\$/TON)

Monthly Average	Jan '24	Feb '24	Mar '24	1 Month % Change
Urea (prilled bulk fob Black Sea)	270	312	297	-4.7%
Urea (granular, Middle East-all), fob bulk	327	364	367	0.7%
Urea (granular bulk fob Nigeria)	326	365	343	-6.0%
Ammonia (fob North Africa)	485	419	408	-2.7%
DAP (bulk fob Morocco)	584	582	580	-0.3%
DAP (bulk fob Russia Baltic/Black Sea)	543	556	548	-1.4%
DAP (bulk fob Saudi Arabia) [KSA]	596	597	631	5.5%
MAP (Morocco), fob bulk	579	575	576	0.3%
TSP (bulk fob Morocco)	418	418	420	0.6%
Phosphate rock (69% BPL bulk fob north Africa)				
Potash standard MOP (bulk fob Jordan)	315	272	294	8.0%
Potash Granular MOP bulk fob Baltic/Black Sea	246	219	225	2.9%
SOP (standard, NW Europe) € Fob bulk	578	595	603	1.3%
NPK 15-15-15 (fob Morocco)	423	411	418	1.6%

Source: [Argus Media](#)

### ABOUT ARGUS MEDIA

Copyright © 2024 Argus Media group. All rights reserved.

All intellectual property rights in the data and other information published on this page ("Data") are the exclusive property of Argus and and/or its licensors and may only be used under license from Argus. Without limiting the foregoing, by reading this page you agree that you will not copy or reproduce any part of its contents in any form or for any purpose whatsoever without the prior written consent of Argus.

### AFRICAFERTILIZER IN THE NEWS

#### WEST AFRICA: SMALLHOLDER FARMERS TO BENEFIT AS NIGERIA, BURKINA FASO, OTHERS MAKE HUGE INVESTMENT



100 million euros has been collectively invested by Nigeria, Burkina Faso, Niger Republic and Mali, to boost the agricultural resilience of smallholder farmers in the Sahel region. The initiative is aimed to strengthen agricultural resilience to climate change with a focus on regional connectivity and strategic interventions. Bidjokazo Fofana, the International Fertilizer Development Centre (IFDC)'s Programme Director, announced this Monday in Abuja during the pre-launch of its new programme 'Soil Values' ...[Read more](#)

## KENYA: FAKE FERTILIZER; FARMERS TO BE COMPENSATED WITH A TOP DRESSER



Farmers who bought fake fertilizer will be compensated with top dressing to help address nutrient deficiencies in their farms.

The assurance was made by Senate Committee on Agriculture, Livestock and Fisheries during a fact-finding tour at the National Cereals and Produce Board (NCPB) depot in Kipkaren – Selia in Nandi County where the data of farmers who were affected by the scam was taken...[Read more](#)

## MOROCCO: OCP AND FORTESCUE TO PARTNER IN GREEN ENERGY, HYDROGEN AND AMMONIA

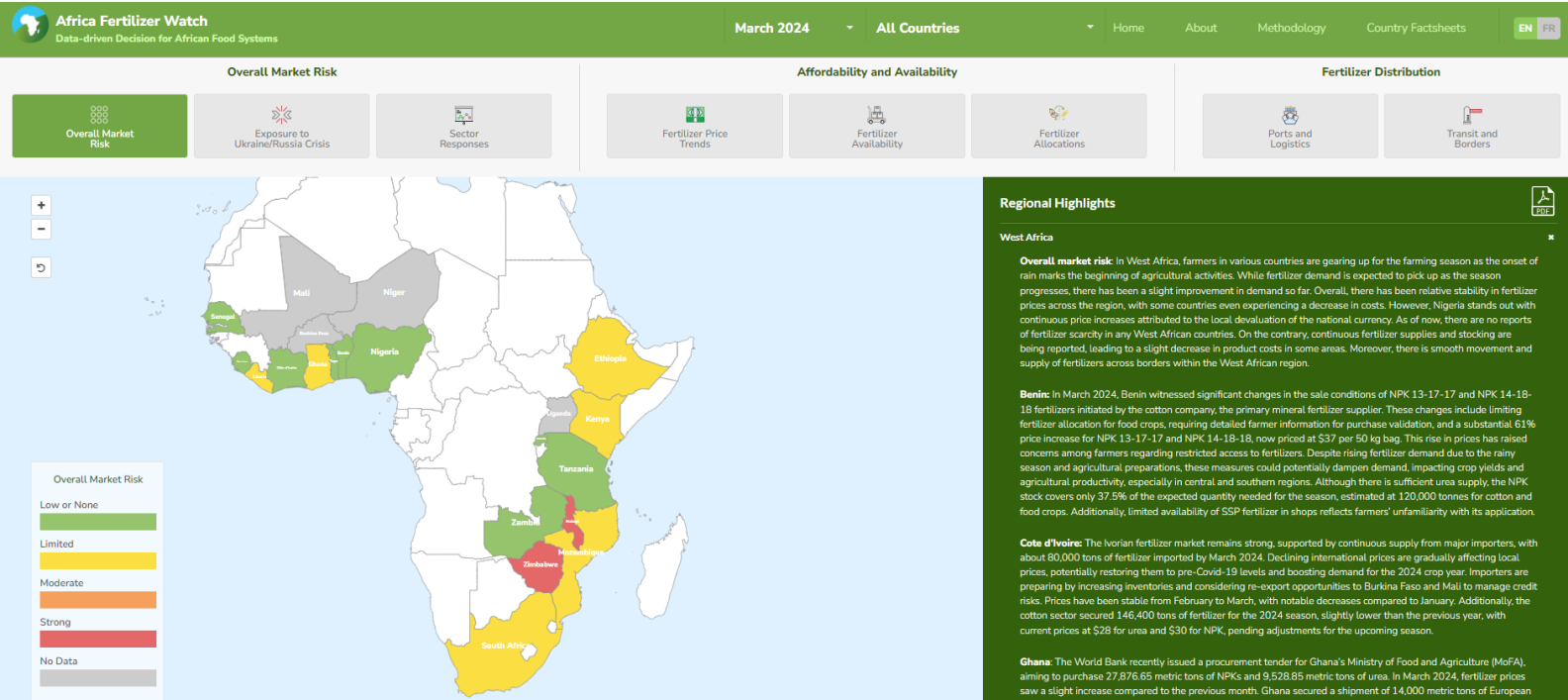


OCP Group and Fortescue Energy have announced a landmark joint venture in Morocco. This equal partnership aims to supply green hydrogen, ammonia, and fertilizers to Morocco, Europe, and international markets...[Read more](#)

## NIGERIA: THE AFRICAN DEVELOPMENT BANK SIGN US\$75 MILLION LOAN AGREEMENT WITH NIGERIA'S INDORAMA ELEME FERTILIZER AND CHEMICALS LIMITED



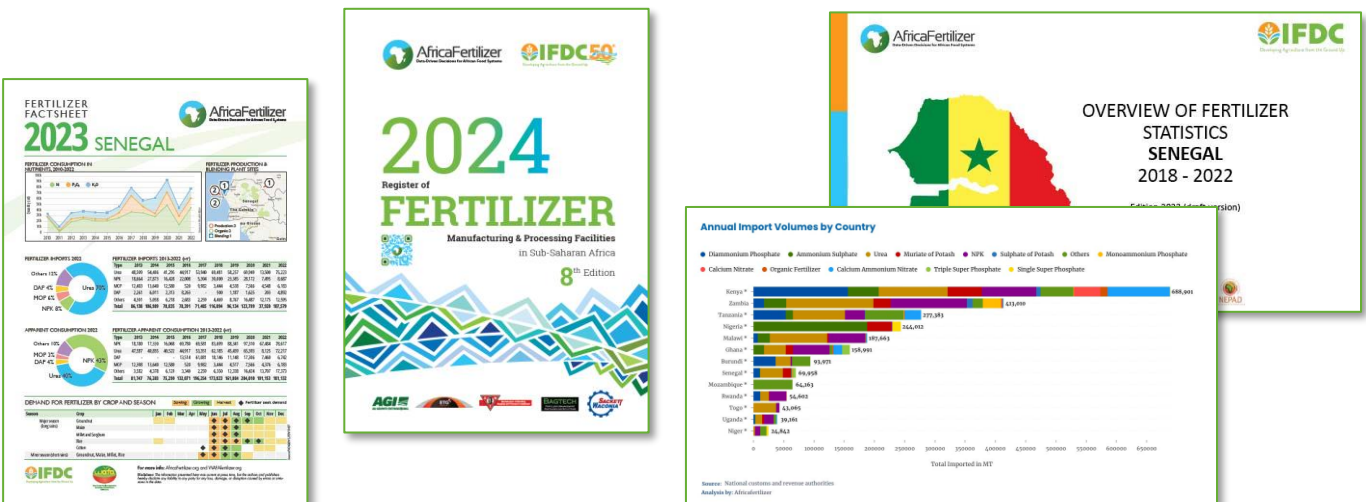
The African Development Bank sign US\$75 million loan agreement with Nigeria's Indorama Eleme Fertilizer and Chemicals Limited to increase its fertilizer production and develop a port terminal for exports, supporting food production and food security across regional and international markets, while fostering job creation in Nigeria...[Read more](#)



## IN PARTNERSHIP WITH



## INFORMATION & DATA ANALYSIS PRODUCTS



For detailed information on the fertilizer situation in Africa, including the impact of rising world fertilizer prices and availability, please visit <https://africafertilizer.org/>  
Provide us with your feedback through [info@africafertilizer.org](mailto:info@africafertilizer.org)