

FEED THE FUTURE SENEGAL **DUNDËL SUUF** PROJECT

USAID Senegal: Buy-In to the Feed the Future EnGRAIS Project

2020 ANNUAL REPORT



USAID Cooperative Agreement No. 72062418100001

2020 ANNUAL REPORT

USAID Senegal: Buy-In to the Feed the Future EnGRAIS Project

DISCLAIMER :

This work plan is made possible by the generous support of the American people through the United States Agency for International Development (USAID) under the Feed the Future initiative. The contents are under the responsibility of IFDC and do not necessarily reflect the views of USAID or the United States Government.

TABLE DES MATIERES

ACRONYMS	V
LISTE DES TABLEAUX	VI
LISTE DES FIGURES	VI
1. SUMMARY OF THE PROJECT	1
2. RESULTS FRAMEWORK	2
3. KEY ACHIEVEMENTS	4
4. INTERMEDIATE RESULT 1 (IR1): IMPROVED AND APPROPRIATE FERTILIZER FORMULAS DEVELOPED AND MADE AVAILABLE TO FARMERS	4
4.1.IR1.1: Nutrient deficiencies analyzed and mapped to better characterize fertilizer requirements Soil.....	4
4.1.IR1.2: Fertilizer formulas based on AEZ soil profiles and crop needs developed.....	7
5. INTERMEDIATE RESULT 2 (IR2): PROVEN AND ENVIRONMENTALLY SOUND FERTILIZER PRODUCTS AND TECHNOLOGIES DISSEMINATED AND UPSCALED	7
5.1. IR2.1 : increased adoption of fertilizer products and technologies for targeted crops.....	7
5.2. IR2.2 : Increased private sector-driven supply and distribution of fertilizer products.....	13
6. INTERMEDIATE RESULT 3 (IR3): IMPROVED FERTILIZER POLICY AND REGULATORY ENVIRONMENT	15
6.1. IR31: Regulations for fertilizer quality control implemented and enforced.....	15
6.2. IR32: Fertilizer subsidy program reformed to provide appropriate fertilizers to targeted farmers and empower the private sector.....	18
7. CROSS-CUTTING ACTIVITIES	19
7.1. Gender.....	19
7.2. Youth.....	20
7.3. Communication.....	21
8. DUNDËL SUUF FOOD SECURITY RESPONSE TO COVID-19	23
9. MANAGEMENT AND GENERAL COORDINATION	24
10. CHALLENGES, PERSPECTIVES AND OPPORTUNITIES	26

ACRONYMS

AEZ	Agro-Ecological Zone
APESEN	Association of Professional Fertilizers of Senegal
ANCAR	National Agency for Agricultural and Rural Advice
DA	Department of Agriculture
DRDR	Regional Directorates of Rural Development
DS	Dundël Suuf
ECOWAS	Economic Community of West African States
EnGRAIS	Enhancing Growth through Regional Agricultural Input Systems
FDP	Fertilizer Deep Placement
FeSeRWAM	Fertilizer and Seed Recommendation for West Africa Map
GoS	Government of Senegal
IFDC	International Fertilizer Development Center
ISRA	Senegalese Institute of Agricultural Research
ISFM	Integrated Soil Fertility Management
MAER	Ministry of Agriculture and Rural Equipment
MEL	Monitoring, Evaluation, and Learning
M&E	Monitoring and Evaluation
MD	Micro-Dose
PNIASAN	National Agricultural Investment Program for Food Security and Nutrition
PRACAS	Senegalese Agriculture Cadence Acceleration Program
PSE	Emerging Senegal Plan
Q4	Quarter 4
RESOPP	Network of Farmer and Pastoral Organizations of Senegal
SAED	Société Nationale d'Aménagement et d'Exploitation des Terres du Delta du fleuve
SDDR	Departmental Services for Rural Development
SODAGRI	Senegalese Agricultural and Industrial Development Company
IR	Intermediate Result
IP	Implementing Partners
UDP	Urea Deep Placement
US	United States
USAID	United States Agency for International Development
WAFP	West Africa Fertilizer Program
WARM	West Africa Regional Mission
ZoI	Zones of Influence

LISTE DES TABLEAUX

Table 1: Planned activities and level of implementation.....	5
Table 2: Level of achievement of targets.....	7
Table 3: Planned activities and level of implementation.....	8
Table 4: Level of achievement of target.....	9
Table 5: Planned activities and level of implementation.....	13
Table 6: Level of achievement of targets.....	13
Table 7: Planned activities and level of Implementation.....	15
Table 8: Level of achievements toward the targets.....	18
Table 9: Planned activities and level of implementation.....	18
Table 10: Level of participation of women in project activities.....	19
Table 11: Level of youth participation in project activities.....	20

LISTE DES FIGURES

Figure 1: Dundël Suuf Project Results Framework.....	3
Figure 2: Soil sampling in an onion field in Nder (Senegal River Valley).....	5
Figure 3: Soil sampling in a rice field in Rosso (Senegal River valley).....	5
Figure 4: Pre-treatment steps of soil samples at ISRA's Saint-Louis laboratory.....	6
Figure 5: Exchanges between the DRDR of Kédougou and maize producers during the exchange visit of the Microdose maize demonstration plot in Dar Salam Salémata, Kédougou.....	9
Figure 6: Farmers' training session in the field at Essyl.....	12
Figure 7: Application of MD technology on maize by farmers in Kafori (Kédougou).....	12
Figure 8: Participation of women from Baïtilaye in rice sowing (Saraya Kédougou, Eastern Senegal).....	20
Figure 9: Delivery of a set of T-shirts and caps to Mr. Pierre Diouf (DRDR of Diourbel).....	21
Figure 10: Areas of intervention - IFDC Covid-19 West Africa Fertilizer Watch.....	22
Figure 11: Fertilizer and Seed Recommendations for West Africa Map (FeSeRWAM).....	23
Figure 12: Dundël Suuf Project launching workshop in Dakar.....	25
Figure 13: Raising awareness among producers in the village of Bona (Boukiling-Sedhiou, in Casamance).....	25
Figure 14: Exchange between the Project Manager of Dundël Suuf in black polo and the Agricultural.....	26

1. SUMMARY OF THE PROJECT

The Government of Senegal (GoS), through the Senegalese Agriculture Cadence Acceleration Program (PRACAS), the National Agricultural Investment Program for Food Security and Nutrition (PNIA-SAN) and the Emerging Senegal Plan (PSE), continues to support the agricultural sector through a national program of subsidies for seeds, fertilizers and agricultural equipment with the objective of sustainably increasing production to achieve self-sufficiency in rice, maize, millet, sorghum, onion and potato, and even exporting surpluses of horticultural products.

To contribute to the goals of these GoS programs, the USAID/West Africa Regional Mission (WARM) signed, on September 30, 2019, an amendment to the Enhancing Growth through Regional Agricultural Input Systems (EnGRAIS) cooperative agreement to incorporate a buy-in from USAID/Senegal to fund the Feed the Future Senegal Dundël Suuf project for a period of 3 years (October 2019 - September 2022). The aim of Dundël Suuf (DS) is to increase agricultural productivity by promoting an inclusive and sustainable reduction of hunger, poverty, and malnutrition while its strategic objective remains to increase the availability and use of new quality fertilizers through efficient private sector-led supply systems to improve and maintain soil fertility in Senegal. The project activities are organized into three major components which are: (1) Improved and appropriate fertilizer formulas developed and made available to farmers, (2) Proven and environmentally sound fertilizer products and technologies disseminated and upscaled, (3) Improved fertilizer policy and regulatory environment. The main beneficiaries are small farmers; input supply chain actors; extension and research agents; and vulnerable groups. The project operates in the five Feed the Future Zones of Influence (ZoI) which are Casamance, Senegal Oriental, the Peanut Basin, Niayes and the Senegal River Valley. The target crops are dry cereals, rice, and vegetables.

2. RESULTS FRAMEWORK

The results framework shown in Figure 1 presents the goal and strategic objective of the project. To meet this goal and objective, the following three intermediate results (IR) and four cross-cutting activities are to be achieved:

- IR 1: Improved and appropriate fertilizer formulas developed and made available to farmers,
- IR 2: Proven and environmentally sound fertilizer products and technologies disseminated and upscaled, and
- IR 3: Improved fertilizer policy and regulatory environment

The cross-cutting issues are:

- Increased women’s access to productive resources,
- Increased participation of young people in agriculture,
- More effective governance, policy, and institutions, and
- More effective communication and information sharing.

See details of the full results framework (RF) in figure :

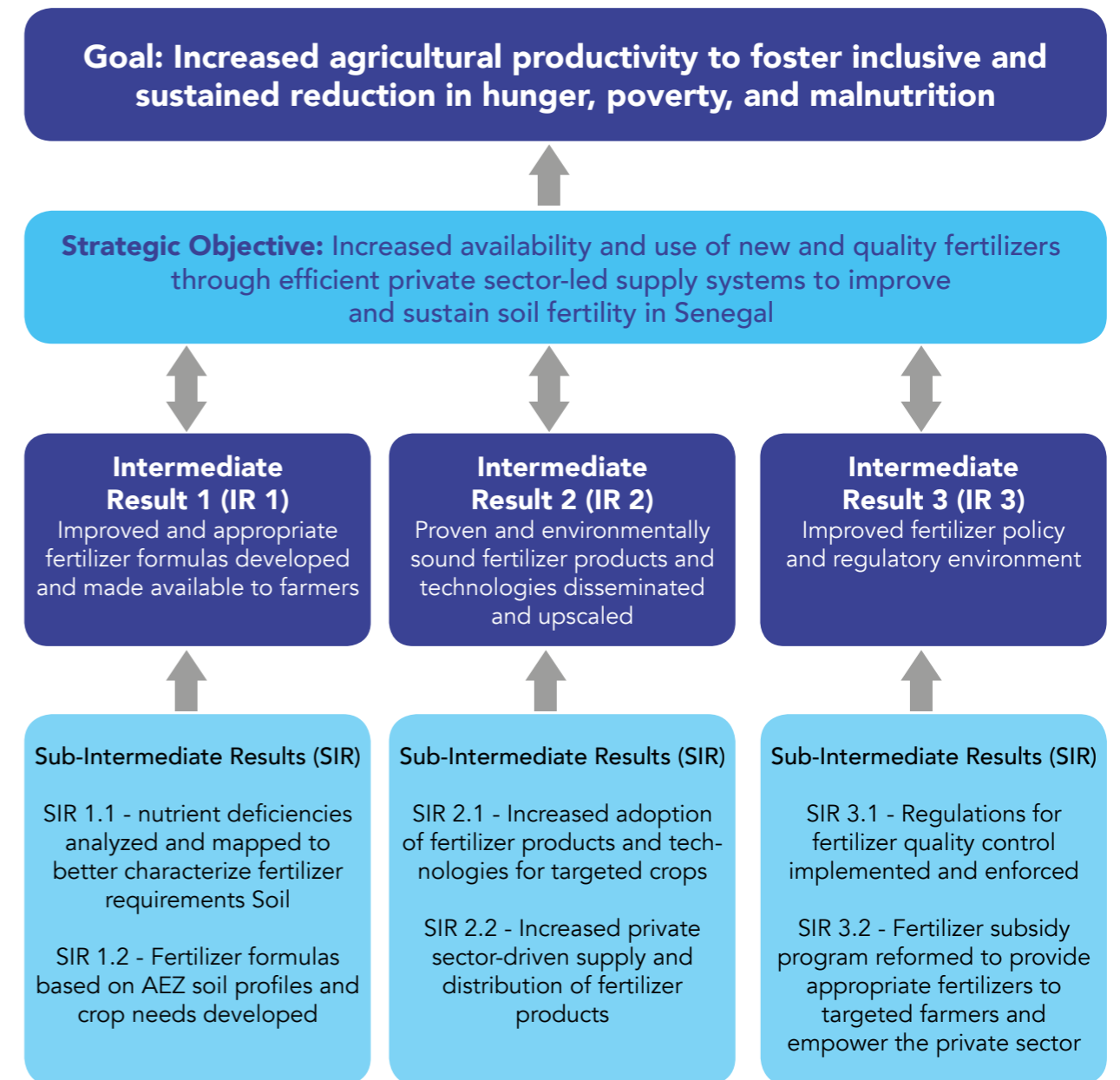


Figure 1: Dundël Suuf Project Results Framework

3. KEY ACHIEVEMENTS

The following is a summary of DS' key achievements for FY20/its first year of implementation:

- 588 soil samples mainly taken from the Senegal River Valley and sent to CropNuts for analysis,
- 13 implementing partners (LIPs) selected to carry out demonstration plots,
- 624 demonstration plots on FDP and MD implemented on 1037 ha for 4626 beneficiaries,
- 7 training of trainers' sessions for 218 participants on the fundamentals of Urea Deep Placement (UDP) and Microdosing (MD) and M&E and budget management,
- 9,114 farmers trained on MD, UDP, and ISFM technologies,
- 321 agro-dealers mapped and characterized,
- 4 preliminary draft texts of application in Senegal of ECOWAS Regulation C/REG.13/12/12 validated,
- The ECOWAS fertilizer inspection manual adapted for Senegal as a legal and administrative instrument, finalized, and printed,
- Flyers on principles for smart fertilizer subsidy program reform produced and shared with stakeholders,
- Report on laboratories evaluation in Senegal finalized and
- An action plan for strengthening and modernization of CERES-LOCUSTOX lab validated.

The main achievements are presented in detailed and by intermediate results as follow:

4. INTERMEDIATE RESULT 1 (IR1): IMPROVED AND APPROPRIATE FERTILIZER FORMULAS DEVELOPED AND MADE AVAILABLE TO FARMERS

To implement this component, the project has signed a contract with the Senegalese Institute of Agricultural Research (ISRA) in charge of field activities related to the soil fertility mapping.

4.1.IR1.1: Nutrient deficiencies analyzed and mapped to better characterize fertilizer requirements Soil

Table 1: Planned activities and level of implementation

Activities	Level of Implementation
Soil sampling	Activity which started in Feb 2020 was suspended by mid-March 2020 because of Covid-19 which caused a three-month delay in its implementation. It was resumed in June 2020 after the lifting of GoS-imposed restrictions on field travel, but again suspended in July because of the rainy season when soil sampling is not appropriate. <i>Number of samples collected? By ISRA? Zones or regions covered?</i>
Soil analysis	The soil samples already collected have been shipped to the CropNuts Lab in Kenya for nutrients analysis (see Box 1).
Soil deficiency mapping	After sample analysis



Figure 2 : Soil sampling in an onion field in Nder (Senegal River Valley)



Figure 3 : Soil sampling in a rice field in Rosso (Senegal River valley)

Before sending the soil samples to the laboratory for analysis, they were pre-treated at ISRA's soil laboratory in St. Louis, Senegal (see Box 1).




Figure 4: Pre-treatment steps of soil samples at ISRA's Saint-Louis laboratory

In all tables gap is the difference between realization and targets while rate is equal to gap over target

Table 2: Level of achievement of targets

Indicators	Target	Achieved	Gap	Rate	Comments
Number of soil samples analyzed	2500	0	-2500	100%	A total of 588 samples have been collected and the sampling will continue until the 2500 samples are obtained. The observed gaps were due to the 3-months suspension of field activities related to the Covid-19 pandemic. Sampling activities resumed in November. After sampling operations, analysis will follow. Results of soil analysis and production of maps are expected in April 2021.
Number of soil nutrient deficiency maps	15	0	-15	-100%	

4.1.IR1.2: Fertilizer formulas based on AEZ soil profiles and crop needs developed

(no activities planned for 2020)

**5. INTERMEDIATE RESULT 2 (IR2):
PROVEN AND ENVIRONMENTALLY SOUND FERTILIZER PRODUCTS
AND TECHNOLOGIES DISSEMINATED AND UPSCALED**

Activities are carried out under two key sub intermediate results for this fiscal Year1(FY1), namely increased adoption of fertilizer products and technologies for targeted crops (IR. 2.1) and Increased private sector-driven supply and distribution of fertilizer products (IR. 2.2).

5.1. IR2.1 : increased adoption of fertilizer products and technologies for targeted crops

The table below shows the planned activities under SIR 2.1 and the level of execution

Table 3: Planned activities and level of implementation

Activities	Level of Implementation
Facilitate the configuration and operation of the (national) fertilizer platform	Four meetings of platforms set by the DRDR were facilitated by DS. Meetings were attended by Governmental and technical services, producer organizations, agro-dealers, projects, and programs as well as media groups.
Identification of reference sites	Fully completed in all five agro-ecological zones
Selection of appropriate villages and communities with irrigation plans for the technologies	Fully completed
Conducting baseline studies in the selected sites to establish the baseline situation	A consultant was hired from February 2020 to conduct the study, the activity was suspended because of Covid-19 but has resumed in July and the draft report is submitted.
Setting up and monitoring of demonstration plots with pilot farmers in the selected sites	The establishment of the plots is entirely carried out by the IPs (see Box 2), who also ensure close monitoring.
Field demonstrations (field schools) and other dissemination tools (e.g., digitization) to promote the scale-up and adoption of FDP and microdosing technologies	Farm field schools as well as field visits are organized throughout the demonstration activities
Develop «toolkits» for training of trainers, workshops, and farmer-to-farmer cascade trainings	The toolkits are available and have been widely shared with the implementing partners during the online training sessions held on May 21-22; 02-03 and June 17, 2020. A total of 9114 partners including farmers and IP technicians are already trained on MD, UDP technologies and ISFM fundamentals.
Raising awareness through farmers' forums, field days and visits of demonstration sites and information-sharing workshops	The farmer fields school are started from the beginning of the demonstration plots and exchange visits are started and continue until end of the harvest. 04 exchange visits organized in the Eastern Senegal involved 124 people with 10% of women

Box 2: Contractualization with implementing partners

As part of the implementation of the technology demonstration activities, twelve (12) providers known as implementing partners have so far been identified by the project, after a long selection process. These are: 04 regional directions of ANCAR (*National Agency for Agricultural and Rural Advice*) whose contracts were signed between 20 and 29 May 2020; 07 DRDR (Regional Directorates of Rural Development) whose contracts were signed between 29 April and 18 May 2020; and 01 umbrella farmers' organization called RESOPP (*Network of Farmer and Pastoral Organizations of Senegal*) whose contract was signed on 25 May 2020.



Figure 5: Exchanges between the DRDR of Kédougou and maize producers during the exchange visit of the Microdose maize demonstration plot in Dar Salam Salémata, Kédougou

Table 4: Level of achievement of target

Indicators	Target	Achieved	Gap	Increasing Rate	Comments
Number of agro-dealers mapped	250	321	71	28%	Following our surveys, 128% of the target of agro-dealers have been identified and geo-referenced. This result can be explained mainly by the additional efforts made by the field enumerators.

Indicators	Target	Achieved	Gap	Increasing Rate	Comments
Number of fertilizer-based technologies developed and delivered to farmers through the private sector	5	3	-2	-40%	Fertilizer Deep Placement (FDP), Microdosing (MD) and ISFM technologies are being demonstrated with the implication of the private sector as input providers.
Number of established technology transfer sites/demonstration sites	50	624	574	1148%	The higher number of demonstration sites is due to the high demand from partners after the launch and presentation workshops of the project in the five intervention zones. Also, each farmer conducting a demonstration plot is counted as a site.
Number of people in the farming system who have applied FDP and ISFM	11500	250	-11250	-98%	The low implementation rates for people who applied FDP, ISFM or MD result mainly from the fact that (1) the identification and plots implementation are slowed down by the Covid19, (2) the targets were high because based on technologies dissemination while Year 1 focuses on demonstration plots, (3) the budget allocated to the Intermediate Result 2 is not proportional to the targets.
Number of people in the farming system who have applied MD and ISFM	20000	1702	-18298	-91%	
Number of hectares under FDP and ISFM	2450	195	-2338	-95%	Gaps can be explained by the delay in contract activities with the IP's due to activities that were suspended for a long period (March-April, May) because of Covid-19
Number of hectares under MD and ISFM	25650	842	-24808	-97%	
Number of people trained on the fundamentals of FDP and ISFM	13800	4852	-8948	-65%	

Indicators	Target	Achieved	Gap	Increasing Rate	Comments
Number of hectares under FDP demonstration and related best agricultural practices	102	98	-4	-4%	
Number of hectares under MD demonstration and associated best agricultural practices	350	421	+71	+20%	The fact that the target was exceeded by 20% is due to the importance of dry cereals, especially millet, in the project's intervention zones, which are the main food crops.
Number of people who participated in the demonstrations of the FDP and the related best agricultural practices	2700	2391	-309	-11%	Gaps are due to the high level of targets and to the fact field visits that most of activities have focused on technologies demonstration instead of dissemination
Number of people who participated in the demonstrations of the MD and the related best agricultural practices	8750	1583	-7167	-82%	
Number of people who have participated in exchange visits on FDP demonstration plots	7000	133	-6867	-98%	Field visits to the FDP and MD plots were scheduled between October and November 2020 when differences between the treatments were apparent.
Number of people who have participated in exchange visits on MD demonstration plots	17500	459	-17041	-97%	

■ Training of farmers



Figure 6: Farmers' training session in the field at Essyl

The farmers showed a strong enthusiasm during all the training. The presentation of the technologies of micro-dosing and fertilizers deep placement and their application was an important step in the training sessions as it was an opportunity to introduce the participants to the project-promoted technologies. The practical stage of technology demonstration in the field, with the producers, reinforced the knowledge of the participants.

The sharing of experience between participants was a high point during the training sessions.

■ Training of farmers



Figure 7: Application of MD technology on maize by farmers in Kafori (Kédougou)

Demonstrations of proven fertilizer technologies, including fertilizer deep placement (FDP) and microdose (MD), were initiated in April 2020 in rural areas with the support of IP's such as DRDR (Matam, St Louis, Kédougou, etc.), ANCAR and RESOPP. Presently, these two technologies and ISFM have been chosen for demonstration in the different agro-ecological zones of Senegal. The demonstration plots established in the five AEZ of Senegal covered by the project are geo-referenced.

Each demonstration plot is led by a lead farmer around whom other farmers come to learn and comment.

5.2. IR2.2 : Increased private sector-driven supply and distribution of fertilizer products

The table below shows the activities planned under Sub IR 2.2 and the level of implementation.

Table 5: Planned activities and level of implementation

Component and activities	Level of Implementation
Enhance the capacity of stakeholders to support technology diffusion	DRDR, SDDR, ANCAR and RESOPP officers have been trained on the fundamentals of the FDP and MD. The establishment of links between these entities and local radios is in progress for a wide dissemination of information about the technologies.
Identification, training, and support of private entrepreneurs	Not yet implemented. The needs will be assessed in collaboration with APESEN and other actors of the fertilizer

Table 6: Level of achievement of targets

Indicators	Target	Achieved	Gap	Increasing Rate	Comments
Number of fertilizer blending companies trained / strengthened	3	3	0	0%	The urea granulation machine (FDP equipment) installed in Kobilou, at ISRA Saint Louis and the electric one in Pont Gendarme St Louis, are rehabilitated by the project.
Number of mixed enterprises linked to farmers	3	3	0	0%	The three mentioned above
Number of private agricultural product distribution organizations or producer organizations involved in the production of granules at each FDP technology demonstration site.	3	4	+1	+33%	Four private granulation units are operational in the Senegal River Valley. The three above plus one granulation unit at Agritech Saint Louis.

Indicators	Target	Achieved	Gap	Increasing Rate	Comments
Value of agriculture-related funding obtained through U.S. government assistance (US\$)	10 000	24 000	14 000	+140%	Beneficiaries received support from other programs (grant for granule production). Also, Dundël Suuf supported the acquisition of 80 applicators. The total value of this equipment is US\$ 24,000. No credit was mobilized by the actors for the acquisition of this equipment.
Number of granule applicators in each FDP site	200	80	-120	-60%	Applicators are intended to support the only FDP demonstration that are not many for now. (less than 100ha in Year 1) Purchase of applicators continues to support new demonstration and dissemination.
Value of new U.S. government commitments and private sector investments mobilized by the U.S. government in support of food security and nutrition (US\$)	25 000	24 000	-1000	-4%	The beneficiaries (farmer groups) have obtained from the project support to repair their equipment (granulation machines) and to get applicators, seed and fertilizer). The cumulative value of this support is US\$ 24,000
Total volume of urea briquettes sold through input suppliers because of the FDP scaling-up (in metric tons)	276.85	6.33	-270.52	-98%	The beneficiaries (farmer groups) have obtained from the project support to repair their equipment (granulation machines) and to get applicators, seed and fertilizer). The cumulative value of this support is US\$ 24,000
Total volume of NPK / DAP and balanced fertilizer sold through input suppliers due to reduction in FDP and MD (in metric tons)	1142.75	77.5	-1065.2	-93%	

Indicators	Target	Achieved	Gap	Increasing Rate	Comments
Number of companies/private sector firms that contribute to the financing of project activities	3	0	-3	-100%	No awareness yet and expectation for enterprises to contribute to project financing is very low

6. INTERMEDIATE RESULT 3 (IR3): IMPROVED FERTILIZER POLICY AND REGULATORY ENVIRONMENT

Under this component, two key activities were carried out in FY1, namely Regulations for fertilizer quality control implemented and enforced (Sub-Intermediate Result 3: SIR. 3.1) and Fertilizer subsidy program reformed to provide appropriate fertilizers to targeted farmers and empower the private sector (Sub-Intermediate Result 3: SIR. 3.2).

6.1. IR31: Regulations for fertilizer quality control implemented and enforced

The table below shows the activities planned under SIR 3.1 and the level of implementation.

Table 7: Planned activities and level of Implementation

Activities	Level of Implementation
Accelerate the review and adoption of the draft regulations project supported by the WAFP and their implementation/enforcement	4 draft application texts were validated in January 2020 and were subject to legal review by the Coordinators of the legal units of the MAER and the other ministries involved (January and August 2020). These draft texts are awaiting adoption by the MAER.
	The ECOWAS fertilizer inspection manual was adapted for Senegal in the 2nd quarter. The adapted version was finalized, edited, and printed as a sample for official presentation to the MAER.
	Non-signature of the regulatory texts could delay most of the activities for the implementation of the fertilizer control system by several months.

Activities	Level of Implementation
Facilitate the establishment and running of national institutional structures, as well as the required administrative tools/forms	Ongoing process: The preliminary draft law concerning the creation of the National Fertilizer and Soil Fertility Committee (CNEFS) is part of the 4 validated application texts. Most of the administrative forms are included in the Fertilizer Inspection Manual. The action plan for CERES-LOCUSTOX laboratory capacity building is ongoing.
Revise and adapt the organizational structure of the Department of Agriculture (DA) in line with the new regulatory environment	Ongoing process: The draft law reorganizing the Department of Agriculture (DA) is in the administrative pipeline ready for approval by the MAER.
Review and print all administrative forms required for registration, inspection, sampling, analysis, and monitoring operations	A second and final review of the administrative forms that will result in their printing is expected as soon as the draft texts are signed, including the act reorganizing the DA. The signed texts will, among other things, provide details on the identity of the implementing organizations that will be listed on the forms.
Establish the upgraded National Committee for Reflection on Fertilizers and Soil Fertility (CNREFS) in accordance with the new draft legal instrument.	The setting up of the National Committee for Fertilizers and Soil Fertility (CNEFS) is not yet effective as it is conditioned by the adoption of the administrative act of creation which is part of the validated application draft texts.
Carry out a rapid assessment of the designated CERES-LOCUSTOX laboratory and other fertilizer analysis laboratories and propose a modernization plan	Four laboratories for the analysis of soil, water, plants and/or fertilizers have been identified and evaluated in Senegal in relation to their capacity to test fertilizers, within the framework of the implementation of the EnGRAIS Project in a regional context. An evaluation report, together with an action plan for strengthening and modernizing laboratories, was prepared for Senegal, and validated by CERES-LOCUSTOX. Preliminary discussions have taken place between Dundël Suuf and CERES-LOCUSTOX for the implementation of the action plan.
Building regulatory capacity, including start-up activities and travel to one or two countries where regulatory systems are working better.	Not implemented: The activity is conditioned by the signature of implementing texts, the effective establishment of implementing organizations, the appointment of fertilizer inspectors and other competent authorities.

Activities	Level of Implementation
Support the acquisition of equipment/materials and supplies/installation of laboratory equipment (if applicable) for the inspection, sampling, and analysis of fertilizers	See above. Ongoing process regarding capacity building of the CERES-LOCUSTOX laboratory.
Provide training and/or facilitate study trips for administrators and regulators, inspectors, and chemists	Not executed:
Set up a mobile electronic post-registration monitoring system based on ICTs to facilitate the monitoring of fertilizer traders' activities and the control of compliance with fertilizer regulations	Not executed:
Conduct aggressive awareness and sensitization campaigns for all stakeholders	Ongoing process: 3 information and exchange meetings with the private sector (October and Dec 2019) and 1 national workshop to validate the texts (Jan 2020) served as frameworks for raising awareness on the new regional (adopted) and national regulations (in progress). Other campaigns and meetings to raise awareness of the texts will take place after they are signed.

The results reported below show the project's efforts in improving the policy and regulatory framework of the fertilizer sector and the application and enforcement of regulations related to fertilizer quality control.

Table 8: Level of achievements toward the targets

Indicators	Target	Achieved	Gap	Rate	Comments
Number of brochures/flyers produced and distributed on the new systems	2000	2150	150	+8%	Brochures and flyers on inputs subsidy policies have been produced and distributed to stakeholders in the domestic fertilizer value chain.
Number of sensitization campaigns/meetings at the country level organized with the assistance of the U.S. Government to disseminate regional and national policies/laws/regulations and facilitate their implementation	8	3	-6	-75%	1 information and exchange meeting with the private sector (Dec 2019) and 1 national workshop for validation of the texts (Jan 2020) The other campaigns and meetings of sensitization on the texts will take place only after the signature of documents.

6.2. IR32: Fertilizer subsidy program reformed to provide appropriate fertilizers to targeted farmers and empower the private sector

In accordance with the project work plan, the activities planned for FY1 and the levels of execution are shown in the table below:

Table 9: Planned activities and level of implementation

Activities	Level of Implementation
Review and disseminate information on the program and the principles of the guide for reforming it.	Activity reviewed almost complete (documents developed) but dissemination not yet done because the printing of the basic documents was delayed for the reasons mentioned above (Table 7 indicator IR 3.1).
Sensitize and prepare key stakeholders for advocacy for subsidy program reform	Not done as it is linked to the actual availability of communication documents for advocacy (in the process of being finalized).

Activities	Level of Implementation
Facilitate policy dialogue with policy makers on the performance of the fertilizer subsidy program	Not yet done (last step of the process of information and sensitization of stakeholders)
Mobilizing the national private sector around program reform	This activity is ongoing as APESEN as an association and some founding members already mobilized through meetings in November and December 2019 with the project consultants on issues related to the fertilizer subsidy program in Senegal.

IR3.2: Level of execution toward the target

No indicators to report for the FY1.

7. CROSS-CUTTING ACTIVITIES:

Cross cutting issues include mainly gender, youth, and communication.

7.1. Gender

Table 10: Level of participation of women in project activities

Indicators	Target	Achieved	Gap	Rate	Comments
GNDER-2 Percentage of women participating in U.S. government-supported programs designed to increase access to productive economic resources	40%	58%	18%	45%	The variance of the +45% is mainly due to the efforts of project implementation partners in mobilizing and involving women in project activities.



Figure 8: Participation of women from Baïtilaye in rice sowing (Saraya Kédougou, Eastern Senegal)

7.2. Youth

Table 11: Level of youth participation in project activities

Indicators	Target	Achieved	Gap	Rate	Comments
Nd agriculture	60%	7%	-53%	-88%	The gap is due to the low presence of young people in agriculture, but we continue to sensitize and to link with other USAID and Government's program related to Youth.

7.3. Communication

During the first year of the project (October 2019-Septembre 2020), communication activities were focused on:

- Development of a communication strategy in French and English for the implementation of Dundël Suuf's activities
- Development of an implementation plan for the communication strategy
- Identification/mapping of local media (community radio) for the communication of project activities
- Creation of a project web page on the IFDC website to support the dissemination of information about the project and its results
- Development of communication supports and materials:
 - Factsheets
 - Project reports
 - Project banners
 - Manual and flyers
 - T-shirts and caps



Figure 9: Delivery of a set of T-shirts and caps to Mr. Pierre Diouf (DRDR of Diourbel)

- Development of communication supports and materials:
 - Camera Canon 90D
 - Canon PowerShot SX170IS (4)
- Sensitization on the respect of the graphic charter approved by USAID.
- Development of a database for the Dundël Suuf Covid-19 survey.
- Installation and configuration of MX 68 Cisco Meraki Firewall and MR33 Cisco Meraki access points in the IFDC Senegal office.
- Configuration of online platforms for training sessions.
- Production of high-quality photos and videos on training, demonstration plots and field trials for communication purposes.
- Support to data collection (Senegal and Cape Verde) for IFDC/EnGRAIS Covid-19 West Africa Fertilizer Watch

The 12 editions of West Africa Fertilizer Watch produced can be downloaded here: <https://ifdc.org/2020/04/10/west-africa-fertilizer-watch/>

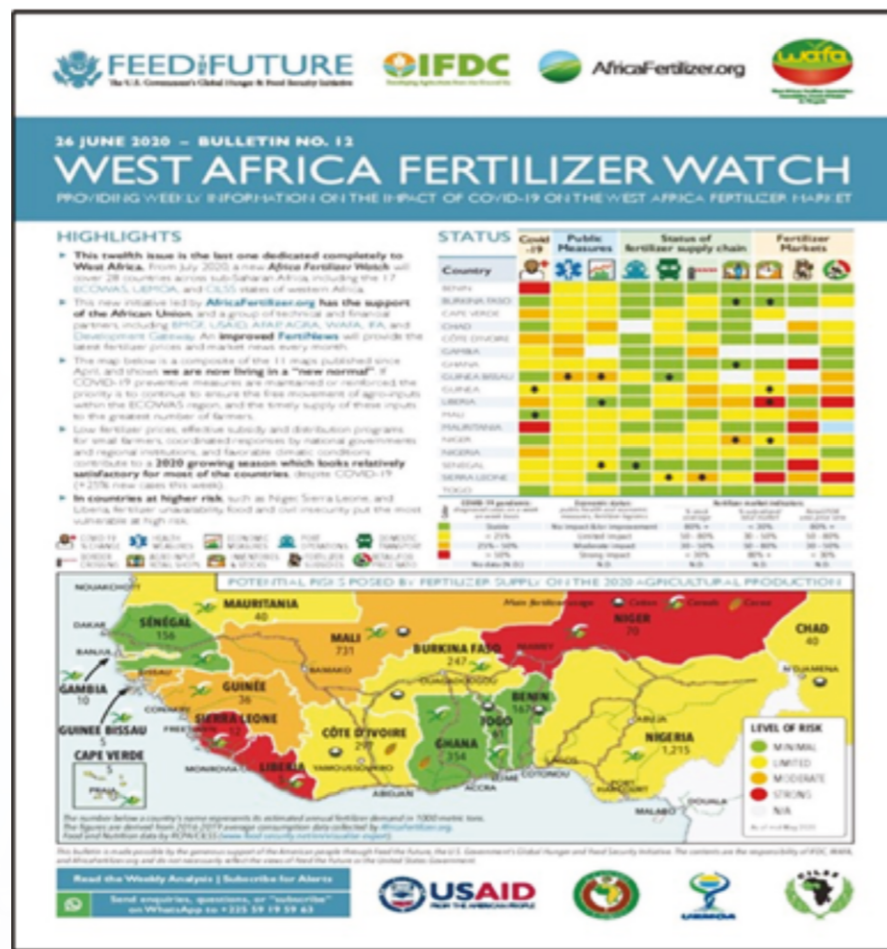


Figure 10: Areas of intervention - IFDC Covid-19 West Africa Fertilizer Watch

- Advise the consultant on the expected capacities of the FeSeRWAM platform in development at weekly technical meetings. (<https://feserwam.org>).
- Clean up the data collected by the consultants and process it for the downloads on the FeSeRWAM platform.



Figure 11: Fertilizer and Seed Recommendations for West Africa Map (FeSeRWAM)

8. DUNDËL SUUF FOOD SECURITY RESPONSE TO COVID-19

To support the MAER's actions, Dundël Suuf (DS) proposed a set of concrete actions for an effective food security response (FSR) to Covid-19. The aim of the DS-FSR is to ensure that the productive capability of farming households, especially the most vulnerable groups, will not be progressively weakened during this period and that the capacity of the private sector to supply affordable quality essential inputs at the right time to farmers will be preserved. The planned actions were derived from a recent survey of randomly selected representative farmers, producer organizations, agro-dealers, wholesalers, and importers. The survey was conducted by DS in April and May 2020 to understand the immediate challenges and threats that the pandemic posed to operations and to co-develop supportive measures. These can be summarized as follows:

- Logistical challenges in the input supply chain were translating into:
 - delays at ports and possibly the unavailability of inputs in sufficient quantity at the right time for farmers and deterioration of inputs quality; and
 - higher cost of doing business for the private sector and possibly higher farm gate prices for farmers.

- Financial hardships leading to limited access to suppliers' credit for wholesalers and agro-input dealers.
- The GoS was rushing towards the intensification of input subsidies, possibly crowding out the private sector, and supplying farmers with inadequate inputs and those not adapted to soil and crop needs.

To address these challenges, DS-FSR proposed concrete actions along the lines of two key elements:

- Intensifying the diffusion of agricultural productivity-enhancing technologies to improve farmers' productive capacities and increase crop yields, and
- Minimizing distortions in the agro-input supply chain to maintain or increase the private sector's incentive and capacity to provide affordable quality inputs to farmers in a timely manner.

9. MANAGEMENT AND GENERAL COORDINATION

During the first year of the project, given the context of lock-down, coordination activities were mainly focused on facilitating online training, planning meetings for the team's activities and contributing to the development of documents such as:

- Organization of the official launch of the project,
- Supervision of the preparation of project basic documents and studies (Monitoring and evaluation, communication, planning, etc.),
- Staff recruitment,
- Setting up the field team,
- Organization of meetings with partners,
- Reporting on the investigation into the effects of Covid-19 on the fertilizer sector,
- Production of a concept note on activities contributing to food security of Covid-19 impacted people (women and youth); and
- Facilitation of the implementation and monitoring of demonstration plots with the IP.




Figure 12: Dundël Suuf Project launching workshop in Dakar



Figure 13: Raising awareness among producers in the village of Bona (Boukiling-Sedhiou, in Casamance)



Figure 14: Exchange between the Project Manager of Dundël Suuf in black polo and the Agricultural

10. CHALLENGES, PERSPECTIVES AND OPPORTUNITIES

Major challenges during the first year of the project were:

1. The reported delay in the implementation of field activities including soil sampling due to restrictions on travel within the country because of the Covid-19 pandemic,
2. International travel restrictions have not allowed the implementation of some of the activities in Sub-SIR 3.1, including face-to-face meetings; and
3. The non-availability of NPK granules, which led to a modification of the field protocol by eliminating NPK granules for treatments on vegetable crops.

For FY21, the focus will be first on catching up on the delays caused by the Covid-19 pandemic and then on the implementation of planned activities.

As lessons learnt at the end of FY20, the involvement of public, private, and international partners and farmers' organizations is a factor in the success and sustainability of the achievements of the Feed the Future Dundël Suuf project. That is why new partnerships were established in the last quarter of FY20 with government structures such as SODAGRI, international missions such as the Peace Corps and other USAID-funded projects such as Kawolor.

Similarly, these partners have committed to support the project in the large-scale dissemination of microdose and fertilizer deep placement technologies.

FeedtheFuture.gov

This work plan is made possible by the generous support of the American people through the United States Agency for International Development (USAID) under the Feed the Future initiative. The contents are under the responsibility of IFDC and do not necessarily reflect the views of USAID or the United States Government.

Contact IFDC : Feed the Future Senegal Dundël suuf Fertilizer Project
IFDC Sénégal - Immeuble Sérigne Saliou Mbacké, 2ème étage,
en face station Shell - Route des Almadies, Ngor-Dakar
office: +221 33 825 18 34

www.ifdc.org

